


ANNUAL ADMINISTRATIVE REPORT 2025-26



Government of Manipur

**DEPARTMENT OF HEALTH AND
FAMILY WELFARE, MANIPUR**

ANNUAL ADMINISTRATIVE REPORT 2025-26



Government of Manipur

**DEPARTMENT OF HEALTH AND
FAMILY WELFARE, MANIPUR**

Sl. No.	Particulars	Pages
1	State Profile	1-3
2	Health Department	3-5
3	Health Care Services in the State	6
4	Health Infrastructure	6-14
5	Human Resources Health	14-18
6	Hospital Administration Performance Statistics	18-22
7	Directorate of Family Welfare	22-24
8	National Health Mission (NHM)	25-28
9	Manipur State AIDS Control Society	29-44
10	Directorate of AYUSH	45
11	Drugs Control Administration	46
12	Food Safety Administration	46-47
13	Medical Education	47-48
14	State Health Agency	48-51
15	National Programme For Control Blindness (NPCB),	52
16	NVBDCP	53
17	National Iodine Deficiency Disorder Control Programme (NIDDCP)	54
18	Manipur Nursing Council	54
19	Manipur Medical Council	55
20	Manipur State Pharmacy Council	55-56
21	State Medical Board – SMB	56-57
22	Special State Medical Board	57
23	State Screening Committee for Medical Reimbursement	57-58
24	State Blood Transfusion Council-SBTC	59
	Health Intelligence Bureau (HIB)	60-64
	State Health Budget	64

1. STATE PROFILE

Manipur is a small state with an area of 22,327 Sq. Km. (0.68% of India having area of 32,87,590 Sq. Km.) with a population of 28,55,794 (0.236% of India having 121,08,54,977, 2011 census). There are 16 (sixteen) Districts in the State. Barring a central valley comprising about 9% of the total area, the remaining area is hilly terrain. But 57% of the population (16.34 lakh) resides in the valley districts and 43% (12.22 lakh) in the hill districts. The population of BPL is 37% (2011-12) (1) and the GSDP is 3129702/- Crore (2019-20). The average per capita income of the State is Rs. 8,574/- (2019-20) as against the all India figure of Rs. 1,34,186/-. The literacy rate is 76.94% (83.58% male, 70.26% female) (Census 2011). The sex ratio is 985 (Census 2011).

As per the report of the Technical Group by the National Commission, Ministry of Statistics and Programme Implementation the population of Manipur is projected to be **32,60,000 or 3.26 million**, or 32.60 lakh (16,35,000 male and 16,25,000 female), as of July 1, 2024.

A. General Profile of the State in comparison with the country is tabled below			
Sl. No.	Item	Manipur	India
1.	Area	22327 Sq.Km	3287590 Sq.km
2.	Districts	16	683
3.	Villages	2,582	6,40,930
4.	Towns	51	7,933
5.	Population (2011 Census)	28,55,794	12,108, 54977
6.	Density of population per Sq.Km	128	382
7.	Rural Population (%)	70.79	68.85
8.	Sex Ratio (2011 Census)	985	943
9.	Child Sex Ratio (2011 Census)	930	919
10.	GDP (Rs. Crore) at current prices		
10(a)	2018-19	2738807	20157899
10(b)	2019-20	3129702	19561348
11.	Per capita income (Rs) at current price		
11(a)	2019-20	78,574	134186
11(b)	2020-21	79,797	128829
12.	BPL population % (2011-12)	36.97	21.9
13.	Literacy Rate 2011 Census (%)		
13(a)	Total (Male +Female)	76.94	73
13(b)	Male Literacy	83.6	80.9
13(c)	Female Literacy	70.3	64.6
14.	Median Age of Marriage for Girls	24 (DLHS-4)	21.3
B. Health Indicators			
1.	Estimated Birth Rate (Reference year 2022) SRS Bulletin June, 2025	13.3	19.1
2.	Estimated Death Rate (Reference year 2022) SRS Bulletin June, 2025	4.9	6.8
3.	Natural Growth Rate (Reference year 2022) SRS Bulletin June, 2025	8.4	12.3
4.	Infant Mortality Rate (Reference year 2022) SRS Bulletin June, 2025	3 (lowest in the Country)	26
5.	Maternal Mortality Rate (Reference year 2022) SRS Bulletin June, 2025	80 per 100,000 live births	93 per 100,000 live births 2019-21 period
C . Other Health Indicators:			
Sl.No	Item	Manipur	
1.	Doctor Population Ratio	1: 865 based on number of Doctors registered with State Medical Council. (Assuming availability of 80% of 4714 registered with projected population of 32,60,000)	
2.	Nurse Population Ratio	1: 396 (Assuming availability of 80% of 10283 registered Nurses in State Nursing Council Registry).	
3.	Bed Population Ratio	1:470 (including beds of Private Sector) 1:742 (excluding beds of Private Sector)	

The population and area of the districts in the State are as under:

Sl. No.	Name of District	Area (Sq. Km)	No. of Villages (2011 Census)	Population 2011 Census		
				Urban	Rural	Total
A. Valley District						
1.	Imphal East + Jiribam	709	209	183207	272906	456113
2.	Imphal West	519	119	322879	195113	517992
3.	Thoubal + Kakching	514	107	151333	270835	422168
4.	Bishnupur	496	49	87505	149894	237399
Total Valley		2238	484	744924	888748	1633672
B. Hill District						
1.	Chandel + Tengnoupal	3313	437	16847	127335	144182
2.	Churachandpur + Pherzawl	4570	603	18357	255786	274143
3.	Senapati + Kangpokpi	3271	668	7476	471672	479148
4.	Tamenglong + Noney	4391	176	19363	121288	140651
5.	Ukhrul + Kamjong	4544	214	27187	156811	183998
Total Hill		20089	2098	89230	1132892	1222122
Total (Hill+Valley)		22327	2582	834154	2021640	2855794

2. HEALTH DEPARTMENT

Health is an essential component for socio-economic development of human beings. The goal of Health for All set by WHO is to sustain a minimum level of health so that all people in all countries are capable of working productively and participate actively in the social life of the community in which they live. The responsibility for health is not only with the service providers but lies equally with the individual, the community, the state and international organizations. The health care services in the state are rendered through the State Health Administration Department and implemented by the Directorates of Health and Family Welfare Services including NHM Manipur by providing comprehensive health care service to its people by various National Public Health Programmes and routine services. The Organizational set up of the State Health Department is as under:

A. Secretariat Health Department:

The Secretariat Health Department is headed by a Cabinet Minister who is assisted by Principal Secretary / Commissioner / Secretary, Joint Secretary, Deputy Secretary, Under Secretary and a number of ministerial staffs. Major policy decisions are taken at this level.

B. Directorate Level Organization:

- i) Directorate of Health Services, Manipur
- ii) Directorate of Family Welfare Services, Manipur
- iii) State Health Society, (NHM), Manipur
- iv) Manipur State AIDS Control Society (MACS)
- v) Directorate of AYUSH, Manipur

(i) Directorate of Health Services, Manipur:

The Director of Health Services is the head of the Directorate of Health Services, Manipur and is assisted by four Additional Directors assigned responsible duties as the heads of Planning and Finance, Medical Care, Public Health and Manpower Development divisions. Each divisional head is assisted by Joint Directors, Senior Specialists, Programme Officers, and Deputy Directors etc. on the technical side. In administrative matters, the Director of Health Services is assisted by one senior MCS Officer in the capacity of Head of Office & Drawing and Disbursing Officer. In financial matters, the Director of Health Services is assisted by a senior Manipur Finance Services (MFS) Officer, who with the help of staffs of Account Section looks after the budgetary and other matters relating to accounts and audit.

Central Medical Store (CMS) looks after the inventory management of the department under the supervision of Addl. Director (MC).

The Drug Control and Licensing unit is looked after by a Drug Inspector as State Drug Controller and Licensing Authority while another Drug Inspector works as Additional State Drug Controller at the Directorate of Health Services. The Legal Officer, Medical Directorate has been dealing with all legal matters viz writ petitions, public interest litigations (PILs) & RTI application relating to the Medical Directorate. He is assisted by all the sections by furnishing the relevant reports and thereafter prepared the comments and views in consultation with officials concerned.

ii) Directorate of Family Welfare Services, Manipur:

The Director of Family Welfare is the head of Directorate of Family Welfare, Manipur, and is assisted by two Additional Directors, three Joint Directors, four Deputy Directors, one State Media Officer and one Cold Chain Officer. One Joint Director functions as State Immunisation Officer. Director, Family Welfare Services, Manipur is responsible for implementation and monitoring of NHM schemes/ sectors of (i) Maternal Health, (ii) Child Health, (iii) Universal Immunisation Programme, (iv) BCC, (v) Family Planning,

(vi) Trainings under RCH, (vii) Gender Equity, (viii) Quality Assurance, (ix) Urban Health, (x) Tribal RCH, (xi) MNGO/NGO schemes, (xii) PPP, (xiii) innovations under RCH, (xiv) ASHA initiative, (xv) JSY, (xvi) VHND, (xvii) Referral Transport and (xviii) Health Melas. Pre-Conception and Pre-Natal Diagnostic Techniques (PC & PNDT) Division and Cold Chain Division are also monitored by this Directorate.

iii) State Health Society, (NHM), Manipur:

The **State Mission Director** is the overall coordinator of NHM initiatives and directly look after key and vital activities: (i) Program management, (ii) Planning, (iii) Finance, (iv) Monitoring & Evaluation, (v) Co-ordination with other related Departments and arrangement of meetings/workshops /reviews/capacity development. The State Mission Director is supported by State Program Management Unit (SPMU). In the districts, the Chief Medical Officers are also designated as district Mission Director and are assisted by the District Programme Management Unit (DPMU).

iv) Manipur State AIDS Control Society (MACS):

The Manipur State AIDS Control Society (MACS) was formed and registered in March, 1998 and since then the Society has been implementing the AIDS Control Programme in the State. The Apex Body of the Society is the Governing Body consisting of not more than 17 persons from various Government and Non-Government Organizations with the Chief Minister of Manipur, the Minister (Health) and the Commissioner/Secretary (Health) as its Chairman, Vice- Chairman and Member Secretary respectively. The management of the Society is entrusted to an Executive Committee consisting of not more than 11 persons from different Government and Non-Government Organizations with the Commissioner/Secretary (Health) and Project Director (MACS) as its President and Member Secretary respectively.

v) Directorate of AYUSH, Manipur:

The Directorate of AYUSH, Government of Manipur, is responsible for the promotion, development, strengthening and regulation of the traditional systems of medicine - Ayurveda, Yoga & Naturopathy, Unani, Siddha, Sowa-Rigpa and Homeopathy. The Directorate aims to strengthen AYUSH healthcare services and integrate traditional medicine with the public healthcare system for the benefit of the population.

The Directorate Section is headed by the Director Ayush, supported by 1(one) Additional Director, 2 (two) Joint Directors, 1 (one) State Ayush Officer, 2 (two) Deputy Directors and other supporting staff.

C. District level organisation:

Chief Medical Officer is the head at district level. He is also the District Mission Director supported by DFWO/DIO, District Program Manager, District Data Manager, District Finance Manager and other support staffs to deliver and execute the services in the Districts at various periphery level. Services are delivered to the public through three level of care as Primary, Secondary and Tertiary level.

3. HEALTH CARE SERVICES IN THE STATE

The health system under the State Health Department is organised at three levels. The levels are:

- (i) Primary care level comprising of Primary Health Sub-Centres (PHSC) and Primary Health Centres (PHC). Essential basic health care are provided at this level.
- (ii) Secondary care level comprising of Community Health Centres (CHC) and District Hospital, which act as referral centres and where comparatively better services are provided with basic specialist facilities.
- (iii) Tertiary care level where specialist and super-specialist care are provided. The State Level Hospital (JNIMS), a Medical College is providing the tertiary level services.

4. HEALTH INFRASTRUCTURE

A. Hospital & Health Centres:

A (i). Hospitals: Jawaharlal Nehru Institute of Medical Sciences (JNIMS) was registered on 18th December, 2007 under the Manipur Registrar Society Act, 1989, and was officially recognized as a full-fledged medical college on 17th April, 2015 by the Ministry of Health & Family Welfare, Government of India. The MBBS intake capacity has been increased from 100 to 150 seats from the 2022–23 academic session. The institute also runs postgraduate courses in 20 specialties with an annual intake of 90 PG seats and a BDS course with an annual intake capacity of 50 seats. In December 2023, JNIMS was converted into a Government Medical College under the Health Department of the Government of Manipur.

A (ii). The long-cherished dream of getting a Medical College in the hill districts of Manipur has been realised when Shri Amit Shah, Hon'ble Minister of Home Affairs and Cooperation, Government of India formally inaugurated Churachandpur Medical College on January 6, 2023 in the august presence of then Hon'ble Chief Minister of Manipur Shri N. Biren Singh; Dr. Sapam Ranjan Singh, Hon'ble Minister, Health & Family Welfare, Govt. of Manipur and other Cabinet Ministers, & MLAs of Manipur

The Churachandpur Medical College became the first medical institute in the hill districts of Manipur and the fourth in the entire State of Manipur. It has an annual intake capacity of 100 MBBS seats. The College is affiliated to Manipur University (MU). The Churachandpur Medical College (CMC) is located at Hiangtam Lamka, I.B. Road, Churachandpur, Manipur, Pin–795128. It is about 60 km south from Imphal and Imphal International Airport. Session for the first batch (2022-2023) began on November 15, 2022.

A (iii). One State TB Hospital, Keirao Wangkhem and One State Leprosy Hospital, Keirao both at Imphal East District are functioning in the State under Health Department Manipur as Referral and Tertiary Level Health Care hospitals. The break-up of different health care institutes under the State Government are given in the table below.

A. (iv) Number of District Hospitals, Sub District Hospital, UPHC, CHCs, PHCs, PHSCs in Manipur for the year 2025-26

Sl. No.	Name of District	(As on 1st March, 2026)										
		Number of Functional Hospital										
		Medical College	District Hospital	Sub Divisional Hospital	Leprosy Hospital	TB Hospital	CHCs		PHCs		Sub-Centres	
Rural	Urban						Rural	Urban	Rural	Urban		
1	Bishnupur	0	1	0	0	0	0	2	4	3	30	4
2	Chandel	0	1	0	0	0	1	0	2	0	15	0
3	Churachandpur	1	0	0	0	0	0	0	7	0	50	0
4	Imphal East	1	0	0	1	1	1	0	8	6	42	3
5	Imphal West	1(RIMS)	0	0	0	0	0	2	7	6	40	19
6	Jiribam	0	0	0	0	0	0	1	1	0	6	1
7	Kakching	0	0	0	0	0	1	1	4	2	13	1
8	Kamjong	0	0	0	0	0	1	0	2	0	21	0
9	Kangpokpi	0	0	0	0	0	1	0	6	0	35	0
10	Noney	0	0	0	0	0	1	0	3	0	15	0
11	Pherzawl	0	0	0	0	0	1	0	4	0	21	0
12	Senapati	0	1	0	0	0	1	0	8	0	31	0
13	Tamenglong	0	1	0	0	0	0	0	3	0	15	0
14	Tengnoupal	0	0	1	0	0	0	0	4	0	9	0
15	Thoubal	0	1	0	0	0	0	3	6	4	29	8
16	Ukhrul	0	1	0	0	0	0	0	6	0	19	0
	Total	3	6	1	1	1	8	9	75	21	391	36

A (v). AYUSHMAN AROGYA MANDIR (AAM)

To deliver Comprehensive Primary Health Care closer to people, existing sub centres and the linked PHCs are converted to Health and Wellness Centres (HWC) now renamed as AYUSHMAN AROGYA MANDIR (AAM) under the Comprehensive Primary Healthcare there are 420 Operational Ayushman Arogya Mandirs (Health & Wellness Centres) in the State of Manipur. Comprehensive Primary Health Care includes the delivery of a package of **preventive, promotive, curative and rehabilitative services** delivered close to the community by Health Care Providers that are sensitive, have an understanding of local health needs.

➤ There are 12 expanded packages of services delivered at AAM:

- Care in Pregnancy and Child-birth
- Neonatal and Infant Health Care Services
- Childhood and Adolescent Health Care Services
- Family Planning, Contraceptive Services and other Reproductive Health Care Services
- Management of Communicable Diseases: National Health Programmes
- General Out-patient Care for Acute Simple Illnesses and Minor Ailments
- Screening, Prevention, Control and Management of Non-communicable Diseases

- Care for Common Ophthalmic and ENT Problems
- Basic Oral Health Care
- Elderly and Palliative Health Care Services
- Emergency Medical Services including Burns and Trauma
- Screening and Basic Management of Mental Health Ailments

AYUSH Institutions and Hospitals in Manipur

- 50-Bedded Integrated AYUSH Hospitals (BIAH):
 - Four 50-Bedded Integrated AYUSH Hospitals in the state have been constructed: - three BIAHs are functional at Lamphelpat, Keirao, and Moreh whereas, one BIAH Hospital at Churachandpur has completed construction and is awaiting inauguration.
- 10-Bedded Integrated AYUSH Hospitals
 - One (1) BIAH functional at Konjeng Leikai, Imphal West. Whereas, seven (7) BIAHs are under active construction at Thoubal, Bishnupur, Jiribam, Noney, Chandel, Kangpokpi and Senapati districts of Manipur.
- 10-Bedded Standalone AYUSH Hospitals
 - Three (3) functional at Singjamei, Mongsangei, and Ukhrlul.
- Co-located AYUSH Wings in District Hospitals
 - Six (6) functional at Bishnupur, Chandel, Churachandpur, Senapati, Tamenglong and Thoubal.
- **AYUSH Ayushman Arogya Mandirs (Health and Wellness Centres) :15**

- AYUSH Dispensaries construction

Eight (8) dispensaries are approved for the state. Out of those, four (4) dispensaries have completed construction at Heingang-Kairang (Imphal East), Konthoujam (Imphal West), Lilong (Thoubal), Tuinem (Ukhrlul). Whereas, four (4) dispensaries are under construction at Pangei (Imphal East), Phayeng (Imphal West), Maram (Senapati), Takhel (Imphal East).

- Ongoing other major infrastructure constructions including Educational Institutions:
 - Homoeopathic Medical College at Keirao, Imphal East.
 - Drug Testing Laboratory at Keirao, Imphal East.
 - Homoeopathic Drug Manufacturing Unit at Keirao, Imphal East.

B. Bed Components:

The bed strength of the Hospitals and Health Centres under Health Department, Manipur is **2998 beds**.

The hospital beds under the State Health sector is supplemented by RIMS Hospital under Ministry of Health, Government of India that has **1393** beds & by others registered private hospitals contributing **2539** beds.

Thus, the total available beds in Manipur is $2998+1393+2539 = \mathbf{6930}$.

I. Number of Beds available in the State Government Health Institutions in Manipur for the year 2025-26:

(As on 1st March 2026)									
Sl. No.	Districts	Medical College	District Hospital	Sub District / Sub Divisional Hospital	TB Hospital	Leprosy Hospital	CHC	PHC	Total Beds per District
(1)	(2)	(3)	(4)	(5)	(6)	(7)	(8)	(9)	(10)
1	Bishnupur	0	143	0	0	0	56	52	251
2	Chandel	0	79	0	0	0	13	7	99
3	Churachandpur	330	0	0	0	0	0	66	396
4	Imphal East	887	0	0	60	8	14	115	1084
5	Imphal West	1393	0	0	0	0	56	94	1543
6	Jiribam	0	0	0	0	0	26	13	39
7	Kakching	0	0	0	0	0	57	35	92
8	Kamjong	0	0	0	0	0	13	15	28
9	Kangpokpi	0	0	0	0	0	27	58	85
10	Noney	0	0	0	0	0	18	20	38
11	Pherzawl	0	0	0	0	0	25	22	47
12	Senapati	0	115	0	0	0	38	44	197
13	Tamenglong	0	73	0	0	0	0	36	109
14	Tengnoupal	0	0	49	0	0	0	29	78
15	Thoubal	0	123	0	0	0	56	56	235
16	Ukhrul	0	50	0	0	0	0	20	70
Grand Total		2610	583	49	60	8	399	682	4391

II. No. of Beds available in the Private Health Institutions in Manipur for the year 2025-26:

Sl. No.	District	No. of Hospital /Clinics	District wise No. of Beds in Pvt. Hospital
	Bishnupur	4	36
1	Churachandpur	9	157
2	Imphal East	17	799
3	Imphal West	26	1233
4	Kangpokpi	2	50
5	Kakching	2	70
6	Senapati	2	45
7	Thoubal	6	105
8	Ukhrul	2	44
Total		70	2539

C. Ambulance status as on March, 2026

SL. No.	District	ALS	BLS	OTHERS
1	Senapati	2	7	4
2	Kangpokpi	2	4	1
3	Tamenglong	3	6	5
4	Noney	1	5	4
5	Churachandpur	4	7	4
6	Pherzawl	1	1	0
7	Chandel	3	5	0
8	Tengnoupal	1	2	1
9	Ukhrul	2	3	0
10	Kamjong	1	4	1
11	Imphal East	1	5	1
12	Jiribam	1	4	1
13	Imphal West	2	7	4
14	Bishnupur	1	7	1
15	Thoubal	1	4	1
16	Kakching	0	6	0
17	Directorate (Central Pool)	7	9	34
Total		33	36	62

To strengthen the Ambulance services 33 Ambulances donated under the North Eastern Council for the State has been added and flagged off by the hon'ble Chief Minister of Manipur Shri Y. Khemchand Singh on the 28th February, 2026 at JNIMS Campus. The Ambulances shall be distributed to all the districts which will strengthen the existing Ambulance Services. These 33 Ambulances are dedicated for emergency medical referral services of pregnant women and new born babies. The Ambulance services is available 24*7, free of cost through a toll free No. 102.



Hon'ble Chief Minister of Manipur, flagged off 33 new ambulances of Health Department

D. Infrastructure Development in progress

Sl. No.	Name of Project	Remarks
1.	Construction of CHC Saikot, CCpur.	Inaugurated by Hon'ble Prime Minister of India on 13/09/2025.
2.	Construction of CHC Ningthoukhong	Inaugurated by Hon'ble Prime Minister of India
3.	Construction of Hostel for Paramedical & Allied Sciences At JNIMS.	Inaugurated by Hon'ble Prime Minister of India
4.	Construction of UPHC Sagolband	Inaugurated by Hon'ble President of India on 11/12/2025.
5.	Construction of Emergency & Accident Clearance Centre, Kwairamband Bazar, IW	Inaugurated by Hon'ble President of India on 11/12/2025.
6.	Construction of block Public Health Unit (PHU) CHC Moirang.	Inaugurated by Hon'ble President of India
7	Providing Super Speciality & Assured speciality care in five Hills& Remote districts in Manipur (Chandel, Jiribam, Senapati, Tamenglong & Ukhrul).	Foundation stone Laid by Hon'ble Prime Minister of India on 13.09.2025

E. List of Approved Projects under Special Assistance to States for Capital Investment (SASCI) 2025-26:

Sl. No.	Project Name
1	Construction for Upgradation of District Hospital Bishnupur to 200 Bedded Hospital.
2	Construction of District Non-Communicable Diseases (NCD) Block (G+2) building, Chandel.
3	Construction of Composite Health Clinic at Old CMO Office Site, Churachandpur.
4	Construction of Additional Floor at CMO Office, Imphal East.
5	Construction of Directorate Annexed Building (For CMO Imphal West & Office Establishment).
6	Construction of Composite Health Clinic at Old CMO Office Site, Jiribam.
7	Construction of Emergency & Trauma Centre at Kamjong District Hospital.
8	Construction of Composite Health Clinic at CMO Office Site, Kamjong.
9	Construction of Transit Quarters for Medical Personnel at CHC Kangpokpi.
10	Construction of Composite Health Clinic at CMO Office Site, Kangpokpi.
11	Construction of District NCD Cell & COPD Clinic Plus Dialysis Unit (G+1), Noney.
12	Construction of CMO Office & Staff Quarter (G+1), Noney.
13	Construction of Quarters for - a) CMO/DMD, DLOs; b) Nurses and Staffs at Pherzawl.
14	Construction of Composite Health Clinic at Old CMO Office Site, Senapati.
15	Construction of Composite Health Clinic at Old CMO Office Site, Tamenglong.
16	Construction of Composite Clinic at CMO office site, Tengnoupal.
17	Construction of RCC Model Dental OPD Block, Thoubal.
18	Construction of Institutional Building (Emergency Health Care Centre) at Alungtang, Ukhrul.
19	Construction of Institutional Building at CHC Singhat (Foundation stone laid by President on 11 th December 2025)
20	Construction of Institutional Building at CHC Maram (Foundation stone laid by President on 12 th December 2025)

21.	Construction of Institutional Building at CHC Tadubi (Foundation stone laid by President on 12 th December 2025)
22	Construction of Institutional Building at CHC Jessami (Foundation stone laid by President on 11 th December 2025)
23	Construction of Institutional Building at CHC Tamei (Foundation stone laid by President on 11 th December 2025)
24	Construction of Institutional Building at (a) CHC Andro (b) CHC Bashikhong (Foundation stone laid by President on 11 th December 2025)
25	Construction of Institutional Building at CHC Wangoo Laipham (Foundation stone laid by President on 11 th December 2025)

5. HUMAN RESOURCES FOR HEALTH:

The State has per capita; one of the highest concentrations of Health Manpower among the North-Eastern States. The State has three tertiary Health Care Centers (Three Medical Colleges RIMS, JNIMS and CMC with their attached hospitals), 6 District Hospitals (against 16 districts in the State). Further there are 1 Private Medical College (Shija Hospital), 70 private Hospitals and Nursing Homes having inpatient facility which are registered under the “Manipur Nursing Home and Clinic Registration Act.1992”.

i. Position of MHS doctors category wise as on Jan.2026:

Sl. No.	Category	Sanctioned post	In position	Vacancy
MEDICAL DOCTORS				
1	MHS (Special Grade)	3	0	3
2	MHS (Grade I) Addl. Director	6	0	6
3	MHS (Grade I) Consultant	7	0	7
4	MHS (Non-Spl+Sr. Spl) - Grade II	131	105	26
5	MHS (Non-Spl+Spl) - Grade III	604	343	261
7	MHS (MO) - Grade IV	1213	709	504
Total - A		1965	1166	799
DENTAL SURGEONS				
1	MHS (Grade II) (Joint Director)	1	1	0
2	MHS (Grade III) (non-spl)	9	4	5
3	MHS (Grade III) (spl)	10	7	3
4	MHS (Grade IV) (DS)	86	78	8
Total B		106	90	16
Grand Total (A+B)		2,071	1,259	812

ii. Private-Registered (Hospitals) under Manipur Nursing Home & Clinic Registration Act, 1992:

Sl. No.	District	No. of Hospital /Clinics	District wise No. of Beds in Pvt. Hospital
	Bishnupur	4	36
1	Churachandpur	9	157
2	Imphal East	17	799
3	Imphal West	26	1233
4	Kangpokpi	2	50
5	Kakching	2	70
6	Senapati	2	45
7	Thoubal	6	105
8	Ukhrul	2	44
Total		70	2539

iii. Private Health Care Facilities:

Sl. No.	District	Health Facility Name*	Location with District	Number of Beds
1	Bishupur	Manipur Institute of Medical Sciences Hospital (MIMSH)”	Ningthoukhong, Kha Leikai, Bishnupur District, Manipur	10
2		Saiyon Healthcare & Research Institute Pvt. Ltd.	Nambol Makha Koireng Road, Bishnupur District, Manipur	10
3		Lainingthou Charitable Hospital and Research Centre	Nambol Bazar, Bishnupur District, Manipur	6
4		National Charitable Hospital	Moirang Lamkhai, CC Pur Parking, Moirang, Bishnupur.	10
5	Churachandpur	Grace Nursing Home	Zion Veng, Ngathal Road Churachandpur	20
6		Lamka Nursing Home	IB Road, Hiangtam Lamka Churachandpur	20
7		Nazareth Hospital	Opposite Churachandpur College, Hill Town	20
8		Peoples Health Foundation	Gangpimual, Churachandpur	10
9		Samaritan Nursing Home	Bijang, Electric Veng Tuibong Churachandpur	15
10		Sielmat Christian Hospital	Sielmat, Churachandpur	20
11		Ideal Nursing Home	S. Canan Veng, Tuibong Churachandpur	20
12		Hauzel Diagnostics	Hiangtam Lamka, Tipaimukh Road, Churachandpur, Manipur	22

13	Churachandpur	Sialbu Medical Centre	Sialbu Village, Sungdoh Sub-Division, Churachandpur District.	10
14	Imphal East	Aadarsh Hospital and Research Institute	Konung Mamang, Imphal East.	20
15		ACME Fertility & Health Care Centre	Hiyang Hiye Leirak , Palace Compound, Imphal East.	25
16		Advanced Speciality Hospital & Research Institute	Palace compound, Imphal East	40
17		City Hospital & Research Centre	Khonang Ani Karak, Imphal East.	50
18		Horizon & Research Centre	Porompat near JNIMS, Imphal East.	20
19		Kripadashini Advanced Hospital & Research Institute	Palace Compound, Imphal East.	20
20		Public Hospital & Research Institute	Hatta Minuthong, Imphal East.	30
21		Babina Hospital	Block B Sajiwa Jail Road, Imphal East.	200
22		Catholic Medical Centre	Koirengei, Imphal East.	150
23		Little Clinic	Nagaram D Block, Imphal East.	20
24		Shaibo Hospital	Chaithabi Leirak, Imphal East.	30
25		Baba Modi & Irabot Memorial Clinic, General OPD & IPD of Minor Ailments	Khurai Soibam Leikai, Meri Leirak, Imphal East.	6
26		The Biren Hospital	Chingarel, Biren Complex, Imphal East	10
27		Cancer Treatment Services Hyderabad Pvt. Ltd. at Babina Specialty Hospital, C/o American Oncology Institute	Sajiwa Jail Road, Khabeisoi, Imphal East District, Manipur.	96
28		Karkinos Healthcare North East Private Limited.	JNIMS Campus, Porompat, Imphal East, Manipur	25
29		Rajmoni Hospital and Research Institute	Khurai Ahongei Leirak, Imphal East, Manipur	30
30		Mangal Life Care	Minuthong, Imphal East, Manipur	27
31	Imphal West	Shija Hospital and Research Institute	Health City, Langol, Imphal West.	250
32		Angel Children Hospital & Vaccination Centre	Uripok Achom Leikai, Imphal West District, Manipur	28
33		Asian Hospital & Research Institute	Kwakeithel, Imphal West.	40
34		Care And Cure Hospital	Lamphel Sanakeithel, Imphal west	20
35		Hill Side Charitable Hospital & Research Centre	Thangmeiband, Imphal West.	15
36		Iboyaima Hospital and Research Centre	Singjamei, Imphal West.	20
37		Irengbam Thamcha Devi Nursing & Health Care Research Institute	Uripok Khoisnam Leikai, Uripok, Imphal West	10
38		Langol View Hospital & Research Institute	Lamhelpat, Imphal West.	50

39	Imphal West	Maipakpi Maternity and Child Hospital	North AOC, Imphal West.	44
40		Mother Care Children Hospital and Research Centre Pvt.	Sagolband Moirang Leirak, Ward number 7, Imphal West.	100
41		Raj Medicity	North A.O.C., Imphal West.	150
42		Subha Hospital	Kombirei Keithel, RIMS South Gate Imphal West, Manipur	30
43		Ragini Memorial Charitable Clinic	Wangoi Bazar, Imphal West.	20
44		Chamber of Commerce Medical Care Research Center	Thangal Bazar, Imphal West Manipur	30
45		Imphal Hospital and Research Centre, Hospital	RIMS Road, Imphal West Manipur	30
46		Sky Hospital & Research Center	RIMS Road, Imphal West Manipur	100
47		Cloud Paediatrics	Singjamei Thokchom Leikai, Lairembi Lampak, Imphal West Manipur	8
48		Imphal Heart Institute, Hospital	Sagolban Moirang Leirak Machin, Imphal West, Manipur	30
49		Shija Foundation	Langol, Imphal West.	30
50		M/s. Babita Physiotherapy Clinic & Rehabilitation Centre	Keishampat Leimajam Leikai, Imphal West, Manipur	15
51		Sunshine Clinic	Sangaiprou Mamang Leikai, Imphal West District, Manipur	8
52		Iland Hospital	Canchipur Langthabal, Imphal West, Manipur	20
53		Trevi Hospital and Research Institute	Langol Laimanai, Meitei Langol, Imphal West District, Manipur	54
54		Khomdon Medical Centre	RIMS Road, Near Nityananda Mandir, Imphal West, Manipur	8
55		Institute of Liver and Digestive Sciences	Kwakeithel Heinoukhongnemi, Imphal West	103
56	SAS Hospital	Mayang Imphal Bazar, Imphal West, Manipur	20	
57	KPI	Kangpokpi Christian Hospital, HOSPITAL,	Kangpokpi District	40
58		Letpao Health Care Centre	Motbung, Kangpokpi District, Manipur	10
59	Kakching	EMA Hospital Kakching	Kakching Ningthou Leikai LIC Road, Kakching.	20
60		JIVAN HOSPITAL	Kakching	50
61	Senapati	Blath Clinic	House No.90, Rikhumai Taphou, Senapati, 795106	20
62		Getwell Healthcare and Diagnostic Centre	Christian Colony, Senapati Headquarter, Senapati, Manipur	25
63	Thoubal	Amina Hospital	Thoubal Khunou, Thoubal	10
64		Noor Hospital and Research Institute	Lilong Khunou, Thoubal.	35
65		PIIMA Health Care	Thoubal Melaground, Thoubal.	15

66	Thoubal	SUR Hospital	Khangabok, Thoubal District, Manipur	25
67		Swiss Clinic	Wangjing Lamding Bazar, Thoubal, Manipur.	10
68		J.J.Hospital	Nepa Company, Thoubal District	10
69	Ukhrul	Comprehensive Health Services and Research Centre	Hamleikhong, Ukhrul Head Quarter, Ukhrul	14
70		Leishiphung Christian Hospital	Phungrei, Meizailung, Ukhrul.	30
Total Beds in the Private Hospital				2539

6. HOSPITAL ADMINISTRATION PERFORMANCE STATISTICS (2025 –2026)

A. District wise number of patients treated, deliveries conducted and operations done

Sl. No.	District	Patients Treated				Live Birth	Operation Performed	
		IPD	Allopathic (OPD)	Ayush (OPD)	Emergency	Institutional Deliveries	Major	Minor
1	Imphal West	51916	434759	74659	140971	8542	5833	7294
2	Imphal East	18847	352606	15124	65096	4836	2196	3966
3	Thoubal	10810	322826	14378	115633	2305	385	4672
4	Bishnupur	7566	271460	21192	132822	542	190	5398
5	Kakching	11315	108073	9922	49538	246	0	1764
6	Jiribam	410	8280	0	9846	6	0	279
7	Senapati	4508	140127	742	17375	1361	111	3018
8	Kangpokpi	3414	72698	1265	28259	391	0	839
9	Tamenglong	3559	23828	1405	7128	322	49	442
10	Noney	558	18619	60	5173	147	0	238
11	Churachandpur	32528	199128	1217	66591	3110	2668	2097
12	Pherzawl	684	5626	346	1869	80	0	371
13	Chandel	3013	38572	1950	21270	354	16	432
14	Tengnoupal	1126	14524	687	1228	88	0	79
15	Ukhrul	3372	46832	65	2640	835	0	1511
16	Kamjong	564	9302	15	1365	43	0	193
	Total	2,59,682	45,75,924	1,48,784	5,41,407	31,169	11448	32593

B. Jawaharlal Nehru Institute of Medical Sciences (JNIMS):

JNIMS Hospital currently has a capacity of 753 beds, including ICU and HDU facilities, with services provided through 22 departments and several super-specialties. During the past year, a total of 3,01,558 patients attended the OPD and ATC services, while 23,095 patients were admitted to IPD. In the same period, 6,318 major surgeries were successfully conducted.

The institute has also made notable progress in specialized healthcare services.

Since June 2022, a total of 63 kidney transplant surgeries has been successfully performed. Dialysis facilities have been expanded with additional machines to strengthen patient care services. Furthermore, research activities continue to grow with multiple research projects and academic publications by faculty members.

Academic, Clinical and Infrastructure highlights of JNIMS 2025-2026

B (i) Academic Performance and Student Strength:

Sl. No.	Graduates (Cumulative Pass-outs)	Course Number of Graduates	Topper in MU exam 2024- 2025
1	MBBS	994	03
2	BDS	127	38
3	PG	314	--

Super Speciality Services Include:

- i. Neurosurgery, Endocrinology, Pulmonary & Critical Care Medicine
- ii. Paediatric Surgery and Urology (attached to General Surgery)
- iii. Neuromedicine, Nephrology, Hepatology, Hematology (attached to General Medicine).
- iv. Neonatology (attached to Paediatrics).

1. Implementation of Pradhan Mantri National Dialysis Program (PMNDP):

The Pradhan Mantri National Dialysis Program is being successfully implemented at JNIMS to provide affordable dialysis services.

Key Highlights:

Total Dialysis Machines: 13.

New Machines Installed: 10 under the Nephrology Department Supported by NHM Manipur, in collaboration with IOCL and Fairfax India Charitable Foundation.

Inaugurated by: Hon'ble Governor Shri Ajay Kumar Bhalla on 22nd March 2025

Service Delivery: Total Dialysis Procedures Conducted: 6,252

Average Dialysis Sessions: Approximately 400 per month

Current Students Strength Course:

Sl. No.	Intake Capacity	Number of Students
1	MBBS (150 per batch)	550
2	BDS (50 per batch)	194
3	PG (90 per annum)	248

Internship Stipend Enhancement:

The stipend for medical interns has been enhanced from ₹15,120 to ₹25,000 per month, with effect from October 2025, to support medical trainees and strengthen medical education and service delivery.

B(ii) Kidney Transplant taken at JNIMS 2024-2025: Kidney Transplant was started on 18th June, 2022, performed 68 patients in number till dated. Living Donor - 64 and Deceased Donor – 4, 1st in Northeast India amongst Government, Hospital.

Schemes	Numbers of patients
CMHT	: 22
PMJAY	: 41
Non-beneficiary	: 05

B(iii) Implementation of Digital Health Mission in JNIMS 2024-2025:

<u>Service</u>	<u>Numbers of patients</u>
ABHA Registration:	98,122 Highest registrations among health centers of Manipur.
CMHT (Started on 21 st Jan, 2018):	18,795
PMJAY (Started on 18 th Sept, 2018):	13/816

B(iv) Free in – house Diagnostics Facilities at JNIMS:

Free Diagnostics Services was launched in 2015 by MoHFW and subsequently launched in the state in 2017 at JNIMS, which was outsourced.

The Govt incurred huge expenditure, JNIMS to the approval following which on PPP model started in-house model test free of cost 53 with the support of NHM.

B(v) COST ANALYSIS of In-House and PPP Model:

Test Name	In-House Cost/Test (Rs)	PPP Cost/Test (Rs)
Complete Blood Count	73	109
LFT	117.08	386
KFT (Na, K, Cl, urea, Creatinine)	91.7	238
Blood Sugar	8.2	20
Lipid Profile (Chol, Trig, HDL)	179.11	160
Amylase/Lipase	42.32	190
S. Uric Acid	21.16	44
Total	535.57	1186
% Decrease	54.84%	

B (vi) Actual Cost:

Details	PPP mode	In-house model
Amount incurred annually (in lakhs)	645.00	338.00
Additional one-time cost for Laboratory Information System (LMIS)	Included	25.00 (One time)
Additional cost for equipment maintenance (BEMMP)	Included	12.00
Amount incurred monthly (in lakhs)	53.75	29.16
Annual Savings		47.6%

The table indicates that there is annual decrease of 47.6% cost while the modality is being transitioned from PPP to In-house model.

B (vii) PERFORMANCE REPORT of JNIMS (2025- 2026)

SL. NO.	PARTICULARS	TOTAL
1	Bed census	753
	No. Of patients treated	
2	a) Out patients (OPD-including old cases)	23857
	b) Inpatient (IPD)	123500
	c) Accident and Trauma Care Centre	382736
3	Average no. of OPD patient per day	1192
4	Average daily admission per day	68
	Total deliveries	
5	a) Normal and assisted	1961
	b) LSCS	2422
	c) Caesarean section rate	55%
	No. of operation performed	
6	a) Major	6349
	b) Minor	28603
7	Nos. of X-Ray investigation done	52567
8	Nos. of Ultrasound done	27440
9	Nos. of ECG done	38275
10	Nos. of Haemodialysis	6594
11	Nos. of CT Scan done	10349
12	Nos. of MRI done	2592
13	Nos. of blood unit collected	5635
14	Nos. of blood unit issued	4958
15	Nos. of physiotherapy done	7960
16	Nos. of Death	1244
17	Nos. of investigations done	951730

C. Churachandpur Medical College (CMC) :

1. Recruitments :

- (i) Recruited 28 (twenty-eight) Senior Resident in different Department of CMC on tenure basis for a period of 1-year extendable upto 3 years.
- (ii) Engaged 38 (thirty-eight) Grade-III & IV Staff on daily wages basis for a period of 1 year.

2. Academic Activities:

- (i) Admitted 100 new MBBS students for the academic year 2025-26. A total of 397 MBBS students are admitted till date.

3. Construction/Renovation:

- (i) Renovation of Mortuary Complex at District Hospital, Churachandpur— 50% completed
- (ii) Identified 2 (two) Government Buildings at Kiyamgei, Imphal for Gents & Ladies hostel (120 Ladies & 80 Gents respectively) of Churachandpur Medical College (Imphal Campus).
- (iii) Arranged and furnished rooms for various departments including Faculty Rooms and Office rooms at Kyamgei (Imphal Campus) for smooth academic activities for Imphal Campus students.

4. Medico-Legal Cases:

- (i) Department of Forensic Medicine & Toxicology is identified as Medico-Legal Centre for Churachandpur District and other adjoining districts.
- (ii) About 20 numbers of Medico-Legal Autopsy were conducted in CMC Mortuary.

5. Equipment and Furniture:

- (i) Tenders floated for procurement of furniture and equipment to meet the various requirements of the college.

6. Misc. :

- (i) Academic Programmes and Examinations for the displaced students of RIMS, JNIMS and Shija Academy of Health Sciences (SAHS) are being conducted under the supervision of the teachers of CMC.
- (ii) Two (2) Buses have been procured and being used for transportation of students from different locations.

7. DIRECTORATE OF FAMILY WELFARE, MANIPUR.

A. Immunization Achievement till date for the year 2025-26

- Total number of pregnant women who have received Td is 29,763 out of 39,140 targets.
- Total number of fully immunized children (0-12) months is 30249 out of 37396 targets.
- Total number **Measles-Rubella (MR)** coverage is 27341 out of 37396 targets.

The Hon'ble Chief Minister of Manipur, Shri Yumnam Khemchand Singh, joined the virtual launch of the National HPV Vaccination Programme against Cervical Cancer by Hon'ble Prime Minister Shri Narendra Modi from Ajmer, at the Auditorium Hall of Jawaharlal Nehru Institute of Medical Sciences, Porompat on 28th February, 2026.

Following the national launch, the Hon'ble Chief Minister formally inaugurated the State-Level HPV Vaccination Programme in Manipur. This landmark public health initiative aims to protect adolescent girls and women from HPV-related cancers, particularly cervical cancer and strengthen universal health coverage across the nation.

During the state-level launch, a total of 11 beneficiary girls—who have completed 14 years of age but not yet turned 15—received the HPV vaccine.



Hon'ble Chief Minister of Manipur visiting the HPV Vaccination site on the launching day(28th February, 2026).

Family Planning Services in Manipur												
District-wise statistics for the year 2025-26												
Sl. No.	District	No. of Non Scalpel Vasectomy Conducted	No of Female Sterilisation Conducted	No. of IUCD Insertion	No. of PPIUCD Insertion	No. of PAIUCD Insertion	No. of Injectable Contraceptive doses (Antara)	No. of Mala N distributed	No. of Condom distributed	No. of Chayya distributed	No. of Emergency Contraceptive Pills distributed	Number of Pregnancy Test Kits (PTK) distributed
1	Bishnupur	1	12	69	10	12	60	8663	20985	228	619	3031
2	Chandel	1	13	9	17	0	0	410	4265	98	148	1077
3	Churachandpur	0	18	245	2	0	15	2552	56452	101	400	1946
4	Imphal East	0	28	70	7	0	48	4248	9324	119	525	3403
5	Imphal West	1	263	256	87	0	182	5003	44906	911	1060	3177
6	Jiribam	0	0	0	0	0	0	766	1530	167	411	891
7	Kakching	0	0	22	11	0	0	1183	1796	118	442	919
8	Kamjong	0	0	5	1	0	0	59	554	7	19	297
9	Kangpokpi	0	0	124	0	0	6	881	6481	23	60	1137
10	Noney	0	0	126	4	1	0	72	2778	15	72	459
11	Pherzawl	0	0	0	0	0	19	359	2170	3	16	192
12	Senapati	0	23	48	2	0	38	913	3449	170	239	1966
13	Tamenglong	0	0	178	0	0	50	273	10060	7	79	977
14	Tengnoupal	0	0	7	0	0	0	103	206	8	31	358
15	Thoubal	3	5	43	0	0	0	5843	11719	133	325	2532
16	Ukhrul	1	7	40	0	0	9	305	2233	49	95	507
	Total	7	369	1242	141	13	427	31633	178908	2157	4541	22869

Pre-Conception and Pre-Natal Diagnostic Techniques (PC & PNDT) (2025-26).

No. of Statutory Body Meetings:

- State Advisory Committee Meeting – 4
- State Appropriate Authority Meeting – 4
- District Advisory Committee Meeting – 65

8. NATIONAL HEALTH MISSION (NHM), Manipur:

Manipur is one of the smaller state which showed notable progress in key indicators including Infant Mortality Rate (IMR) being 3 deaths per 1000 live birth, the lowest in India (SRS 2022). In addition Maternal Mortality Ratio (MMR) in the state has reduced to 81 per 1 lakh population as compared to India i.e. 80 (SRS 2025). The following themes of achievement under NHM in the last one year may be addressed as:

1. Mironbising Gi Khudol " Best Practices for Manipur was one of the 13 states selected for presentation on "The 9th National Summit for Good and Replicable Practices and Innovation in Public Healthcare System in India at Puri, Odhisa on 28th Feb, 2025. This activity has targeted High Risk Pregnancy (HRP) in the populations in all the districts, where specialist professionals are limited. It offers 100 percent management of timely intervention among high risk pregnant women to avert avoidable mortality of both mother and child.

2. Under Pradhan Mantri Suraksha Matritva Abhiyan (PMSMA), efforts has been made to increase identification of high risk pregnancies from 1.6 % (2022-23) to 10% within 2025. At present, there are 133 health facilities implementing PMSMA scheme in the state.

Pradhan Mantri Surakshit Matritva Abhiyan (PMSMA):

Total PMSMA facilities: 133 including 3 UPHCs & 50 AAMs

Sl. No	Particulars	FY 2025-26 (upto Feb 2026)
1.	Pregnant women (PW) received antenatal care (ANC) services	8392
2.	PW who have tested for ultrasound	5870
3.	High risk pregnant (HRP) women identified	723
4.	HRP women managed at the facility	486
5.	HRPs have been referred to higher facility	154

Janani Suraksha Yojana (JSY) achievement for FY 2025-26 (upto Q3):

Sl. No	Particulars	Target	Achievement FY 2025-26	%
1.	Home Delivery	2000	2589	129.5 %
2.	Institutional Delivery	16,600	8401	50.6 %

Janani Shishu Suraksha Karyakaram for FY 2025-26 (upto Q3):

Sl. No	Particulars	Target	Achievement	%
1.	Free Diet	33000	14,870	45.1 %
2.	Free Drugs	33000	22,145	67.1 %
3.	Free Blood	3500	2185	62.4 %
4.	Free Diagnostics	35000	28,383	81.1 %
5.	Free Referral Transport	35000	8453	24.2 %

3. Moreover, comprehensive abortion care (CAC) services availability has achieved 73 health facilities against 70 which is 104% achievement in current financial year (up to Q3). This will have an influential indicator to reduce Maternal Mortality Rate (MMR) in the state.

4. Birth Waiting Home (BWH) has been an ongoing program which was started at CHC Saikul, Kangpokpi District on 2nd Dec, 2022 to provide free accommodation (7 to 10 days ahead of Expected Date of Delivery), diet and transport to reduce maternal mortality in the high home delivery pockets in the state. There are 10 health facility with the Birth Waiting Home Provision (BWH) provisions in hill districts of Manipur with total number of 663 deliveries till December 2025 from the initial implementation in the state. This project is successful in remote places and state is considering its expansion.

5. Under Rashtriya Bal Swasthya Karyakram (RBSK) Scheme, in 2024-25, the no. of beneficiaries who received surgical intervention under RBSK (secondary & tertiary) is 252 and in the current year it is 206 till Q3.

6. Fully immunisation children (0-1 year) is 91 percent in FY 2024-25 and 97 percent till November, 2025.

7. Physical Status: National TB Elimination Program

Vulnerable population screened – **38%** (1.46 lakhs / 3.79 lakhs)

X-ray examination rate – **56%** (82,082 / 1.46 lakhs)

NAAT % of all tests – **88%** (19,089 / 21,575)

Ni-kshay Poshan Yojana (all benefits paid) – **31%** (872 / 3,083)- Integrated Financial Management Information System (IFMIS) integration in progress.

Ni-kshay Mitra (at least one food basket given) – **25%** (537 / 2,152)

Deployment status

Nucleic Acid Amplification Test (NAAT) – 44 machines (13 Cartridge-Based Nucleic Acid Amplification Test (CBNAAT) & 31 Truenat) – 16% Utilization in 1 shift

Handheld X-ray – **57** (12 available + 45 in pipeline)

8. Malaria: 10 out of 16 Districts with Zero indigenous malaria cases in current financial year. State falls under category-1; API (0.03) in 2025 and all districts have API<1 There were total 78 cases in 2025, of which 49 are indigenous and 29 are imported. Annual Blood Examination Rate (ABER) <5% in three districts- Chura Chandpur, Imphal East & West 7 districts (Chandel, Thoubal, Imphal East, Bishnupur, Senapati, Tamenglong, Jiribam) reporting zero indigenous cases (2022-24) are eligible for Sub-National Malaria Elimination Verification.

9. Leprosy: 15 out of 16 districts with zero child cases in current financial year. 09 districts (Kakching, Kangpokpi, Noney, Pherzol, Senapati, Tamenlong, Tengnoupal, Thoubal, Ukhrul) have achieved Interruption of Transmission i.e. No child case for 5 years and 3 Districts (Chandel, Jiribam, kamjong) have achieved elimination.

10. National Mental Health Programme (NMHP): National Mental Health Programme is rolled out in all the districts and the No. of patients catered in mental health OPD in facilities till PHC by trained Medical Doctors has increased more than 10 % annually in last 5 years. This professional teams has done exemplary work to elevate the mental trauma that have happened in last 3 years. Tele Mental Health Assistance and Networking Across States (Tele MANAS) toll free No. 14416 or 1800-89-14416 can be reached 24/7 for any assistance regarding mental health.

11. Achievement in training of Doctors and health professionals in the state for the current year is $14858/21099 * 100 = 70.4\%$ considerably increased from last 2 years.

12. National Quality Assurance Standards (NQAS) Status

Type of Healthcare Facility	Total no. of facilities (as per HDI 2022-23)	No. of NQAS State certified facilities	No. of NQAS National certified facilities	Total certified (State + National)	Percentage
DH	07	01	02	03	43%
SDH	01	0	00	00	0%
CHC	17	01	01	02	12%
AAM PHC	74	17	03	20	27%
AAM UPHC	22	06	00	06	27%
AAM SHC	294	66	15	81	28%
Total	415	91	21	112	27%

- **Internal assessment:** The state has completed the internal assessment of 185 health facilities, out of which 100 facilities have scored more than 70% score in the Internal Assessment.
- **LaQshya:** 04 Labour Rooms and 03 Maternity Operation Theatres are LaQshya certified in the state.
- **Kayakalp:** 125 health facilities were Kayakalp compliant in FY 2024-25, which are not NQAS certified.
- **IPHS Compliant Health Facilities across 10 months achievement.**

Facility Type	Number of Facilities (as per HDI 2022-23)	IPHS Compliance Score					Total
		Aspirant		Progressive		Compliant	
		Less than 25%	25%-49%	50%-69%	70%-79%	More than 80%	
DH	7	0	4	3	0	0	7
SDH	1	0	1	0	0	0	1
CHC	17	3	9	5	0	0	17
PHC	96	5	37	22	19	13	96
SHC	416	106	82	53	27	144	412
	537	114 (21%)	133 (25%)	83 (16%)	46 (9%)	157 (29%)	533

Note: IPHS-compliant facilities have increased significantly, rising from **1%** in February 2025 to **29%** in February 2026. The most notable improvement is observed in SHCs, which has increased from 1% to 35% and PHCs have also shown progress. The number of Aspirant facilities have **reduced** from **294** to **247**, as compared to January 2025.

Domains	Aspirant		Progressive		Compliant
	Less than 25%	25%-49%	50%-69%	70%-79%	More than 80%
Diagnostics (Weightage: 20%)	236 (44%)	46 (9%)	103 (19%)	43 (8%)	105 (20%)
Drugs (Weightage: 20%)	161 (30%)	168 (32%)	122 (23%)	43 (8%)	39 (7%)
HR (Weightage: 20%)	62 (12%)	76 (14%)	127 (24%)	26 (5%)	242 (45%)
Infrastructure (Weightage: 10%)	95 (18%)	152 (29%)	153 (29%)	96 (18%)	37 (7%)
Governance (Weightage: 10%)	164 (31%)	40 (8%)	110 (21%)	32 (6%)	187 (35%)
Services (Weightage: 20%)	165 (31%)	71 (13%)	47 (9%)	24 (5%)	226 (42%)

Note: In comparison to the status reported in **Feb 2025**, the percentage of facilities achieving IPHS compliance (>80%) has improved across all assessed domains. Governance (8% → 35%), Diagnostics (8% → 20%), Services (22% → 42%), Drugs (0.2% → 7%), Infrastructure (1% → 7%) and HR (42% → 45%). Overall, there is a consistent progress toward higher IPHS compliance across facilities.

NOTE: Apart from NHM, Pradhan Mantri Ayushman Bharat Health Infrastructure Mission (PM-ABHIM) and NHM has taken up various civil work components in the last 5 years.

Manipur – PM-ABHIM Snapshot

Physical Progress (FY 2021-22 to FY 2025-26)

Components	Total Units Approved	Work Started	% Work Started	Work Completed	% Work Completed	Functional
Building-less SC-AAM	64	64	100%	39	61%	32
Urban – Ayushman Arogya Mandir (AAM)	3					0
District Integrated Public Health Labs (IPHL)	15	15	100%	2	13%	2
Critical Care Blocks (CCB)	2	2	100%	0	0	0

New Sub Health Centre, Urban AAM, DIPHL and CCB were supported in PM ABHIM

9. Manipur State AIDS Control society (MSACS):

I. Background:

Manipur State AIDS Control Society has been implementing the National AIDS and STD Control Programme Phase-V (NACP V) from 2021-2026 under the guidelines of NACO to end the HIV/AIDS epidemic as a public health threat by 2030.

II. Key Goals:

- Reducing annual new HIV infections and AIDS-related mortalities by 80% by 2026, eliminating vertical (mother-to-child) transmission of HIV and syphilis.
- Elimination of HIV/AIDS-related stigma and discrimination.

The specific objectives of the NACP -V are as below:

a. HIV/AIDS prevention and control

- 95% of people who are most at risk of acquiring HIV infection use comprehensive prevention.
- 95% of HIV positive know their status, 95% of those who know their status are on treatment and 95% of those who are on treatment have suppressed viral load.
- 95% of pregnant and breastfeeding women living with HIV have suppressed viral load towards attainment of elimination of vertical transmission of HIV.
- Less than 10% of people living with HIV and key populations experience stigma and discrimination.

b. STI/RTI prevention and control

- Universal access to quality STI/RTI services to at-risk and vulnerable populations
- Attainment of the elimination of vertical transmission of syphilis

III. Current status of the HIV Epidemic in Manipur & India

Table No. 1: Current status of HIV Epidemic - Manipur Vs India			
Sl.No.	Indicator	Manipur	India
1.	Adult (15-49 Yrs) HIV Prevalence (%) [Source : HIV estimate 2025]	0.81	0.20
2.	Estimated people living with HIV Size (2024) [Source : HIV estimate 2025]	23643	2560000
3.	HIV Prevalence (%) among ANC attendee as per HSS Plus 2023	0.32	0.22
4.	HIV Prevalence (%) among HRGs as per HSS Plus 2021, FSW	1.13	1.85
5.	HIV Prevalence (%) among HRGs as per HSS Plus 2021, MSM	9.43	3.26
6.	HIV Prevalence (%) among HRGs as per HSS Plus 2021, IDU	8.84	9.03
7.	HIV Prevalence (%) among Prison Inmates as per HSS Plus 2023	2.99	1.99
8.	Changes in AIDS new infection, 2024(source: HIV estimate 2025)	-50.94	-48.69
9.	Reduction in AIDS related death, 2024(source HIV estimate 2025)	-65.30	-81.42

III.1. Status of 95-95-95 Target Status

The status of key targets of 95-95-95, which is one of the specific objectives of NACP V as of January 2026 is shown in the above table No. 2, 75% of PLHIV were aware of their status, 88% of 17,505 PLHIVs were receiving ART, and 12,366 PLHIVs were virally suppressed.

Table No. 2. 95-95-95 as of January 2026 (Source: SOCH)	
Indicator	Achievement
PLHIV who know their HIV Status + private sector coverage (1 st 95)	17505 (75%) out of the estimated PLHIV as per HIV estimate 2025=23463
PLHIV who know their HIV status and are on ART (2 nd 95)	15357 (88%) out of 17505
PLHIV who are virally suppressed (3 rd 95)	12366 (95%)

III.2. Progress on 95-95-95 during last four years (Source: Sankalak 7th Edition)

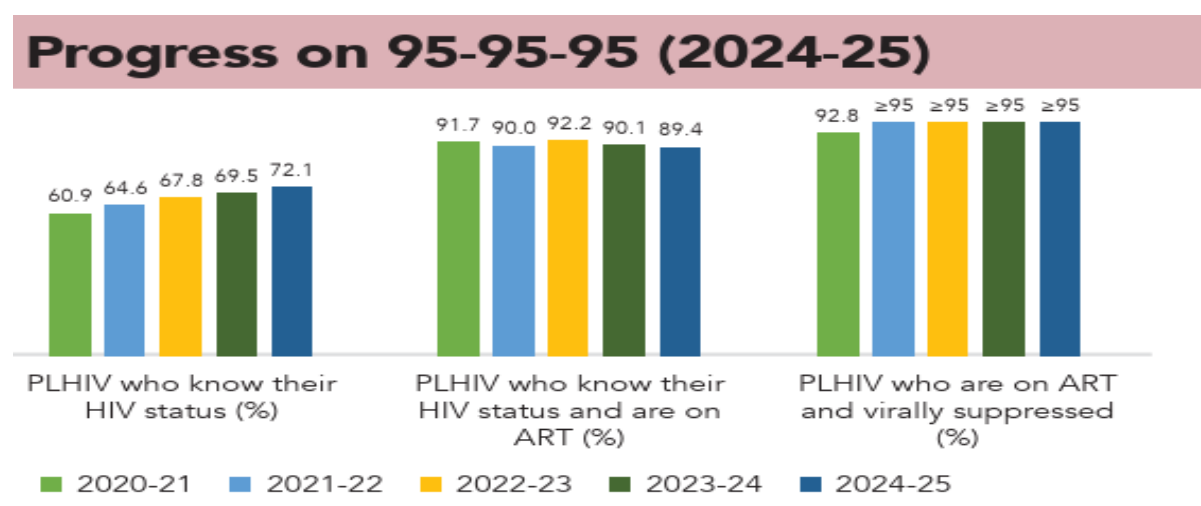


Fig. 1 shows the gradual increase in the achievement of the first 95 from 60.9% in 2020-21 to 72.1% in 2024-25; the second 95 is showing fluctuation during the period.

I.1. District wise 95-95-99 Target Status as of January 2026:

NACO aims to attain HIV control by 1st December 2027 under the Mission AIDS Suraksha and the targets ensure that 95% of all people living with HIV know their HIV status, 95% of those diagnosed receive sustained antiretroviral therapy (ART), and 99% of those on treatment achieve viral suppression. The district-wise status of the target of Mission AIDS Suraksha as of January 2026 is given in Table 3.

District/Target	1st 95	2nd 95	3rd 99
Bishnupur	88.7	93.2	>99
Chandel	72	91.5	>99
Churachandpur	84.9	87.1	98.2
Imphal East	55.4	91.3	>99
Imphal West	>95	89.2	>99
Jiribam	36	40.8	>99
Kakching	41.4	92.2	>99
Kamjong	42.6	93.2	97.7
Kangpokpi	48.6	76.4	>99
Noney	26.7	92.9	>99
Pherzawl	>95	84.2	>99
Senapati	88.3	77.5	98.5
Tamenglong	48.6	82.2	97.3
Tengnoupal	>95	74.2	98.4
Thoubal	75.2	90.2	98.1
Ukhrul	80.2	88.5	98.5

II. Information Education & Communication:

4.1. Intensified IEC Campaign:

Manipur State AIDS Control Society conducted a 2-month-long Intensified IEC Campaign from 12th August to 12th October 2025. The campaign was launched by Hon'ble Governor of Manipur Shri. Ajay Kumar Bhalla on 12th August 2025 by flagging off a Motorcycle Cycle Rally from the City Convention Centre, Imphal.

4.2. International Youth Day 2025:

The "International Youth Day 2024" was also observed in the City Convention Centre, Imphal. A 9-minute video on the achievements and journey of the Manipur State AIDS Control Society was released by the Hon'ble Governor on the same day.

Table No. 4: Key Achievements during the Campaign:

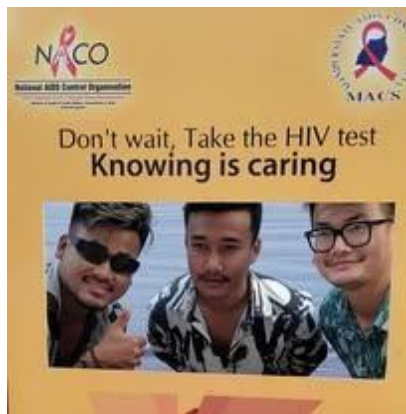
Si.No	Activities	Total number	No of Participants
1	Village level meetings	373	7659
2	School outreach programme	341	37056
3	Awareness sessions in colleges	100	7698
4	Flash mob	10	725
5	Door to door campaign	10190	35037
6	Special camps in govt.hospitals	10	558
7	Health Camps in 10 big relief camps	10	725
8	Folk performance	104	19732
9	TV spots in local cable	110	Target achieved
10	Radio spots in AIR	175	Target achieved
11	TV spots in DDK	99	Target achieved
12	Private FM	300	Target achieved





4.3. Participation in Events and Melas

Manipur State AIDS Control Society participated in “Manfete 2025” from the 24 to 26th of April 2025 and “Shirui Festival” on the 20th to 24th of May 2025 by opening booths where quizzes, raffles, and karaoke sessions were held as a means of interaction with the general crowd. Testing booths were set up in the stalls where people willing to test got their HIV status checked.



4.4 Red Ribbon activities

1. Red Run 3-Marathon of 2 and 10 kms conducted on the 20th of September 2025 was flagged off from Chingarel Tejpur YLK Ground and Western Kangla Gate respectively and the winners of the 10km marathon would represent at the National Red Run in Dimapur on the 30th of October 2025.
2. Manipur team won the 2nd Prize in the National Red Ribbon Quiz Competition held in Dimapur on the 31st of October 2025.



II. Targeted intervention

II.1 Background

In 1997, the prevalence of HIV among Injecting Drug Users (IDU) in Manipur was 76%. Over the years, the epidemic has gradually declined, reaching 8.84% in 2021 according to HIV Sentinel Surveillance (HSS) data. However, the prevalence among Men who have Sex with Men (MSM) remains comparatively higher at 9.43% (HSS 2021), which is significantly above the national prevalence of 3.26%. During the 2024–25 financial year, 53 Targeted Intervention (TI) projects were operational under the Manipur State AIDS Control Society (MSACS) for HIV prevention among key populations and is shown below.

Table No. 5 53 Targeted Intervention Projects					
Name of the District	IDU/ FIDU	FSW	MSM	MW	Core Composite
Imphal East	9				1
Imphal West	11	0		1	2
Jiribam	1	1			
Thoubal	3	0			1
Kakching	3				
Chandel	1				1
Tengnoupal	2	0		0	1
Churachandpur	1	0			2
Pherzawl					
Ukhrul	1				1
Kamjong	1				
Tamenglong	1				
Noney					
Bishnupur					4
Senapati	1				
Kangpokpi	2				1
Number of current TI	37	1	0	1	14

I.1. Coverage

I.1.1. HRG Coverage

During 2025-26, Targeted Intervention programs continued to provide HIV prevention services to key populations. As of January 2026, a total of 4364 new HRGs were registered at TI NGOs.

The coverage of other key populations includes

- Female Sex Workers (FSW): 6416
- Men who have Sex with Men (MSM): 1,075
- Transgender (TG): 755
- Injecting Drugs Users (IDU): 25044

Typology	New Registrations
Injecting Drug Users (IDUs)	3,167
Female Injecting Drug Users (FIDUs)	192
Female Sex Workers (FSWs)	817
Men Having Sex with Men (MSMs)	111
Trans gender (TGs)	48

I.2. HIV Testing

HIV testing among HRGs was conducted through:

- **Community-Based Screening (CBS)**
- **Index Testing**
- **ICTC Services for confirmation when HIV is found reactive**

HIV testing is conducted as per NACO target, using the dual testing kit provided by NACO. A total of **49857** (IDU/FIDU, FSW, MSM, TG & MW) were tested and **108** were found HIV reactive.

I.3. Service Delivery Indicators (data as of Jan, 2026)

Table No. 7: Service delivery at the TI-NGOs as of January 2026							
Typology	Target for FY 2025-26 as per MoU	Coverage	New Registration	No. of Clinic Visit	No. of STI Syndromic cases detected and managed	No. HIV tested (including tested twice)	Found HIV reactive
IDU/FIDU	18980	25967	3388	77931	173	36598	76
FSW	5200	6416	817	20415	339	8678	8
MSM	950	1075	111	3426	11	1577	11
TG/Hijra	450	755	48	2247	11	1017	2
Migrant	10000	10213	10213	5544	1	1987	11
Total	35580	44426	14577	109563	535	49857	108

I.4. STI and Prevention Services

Table No. 8: STI and Prevention services provided by TI-NGOs as of January 2026					
Typology	No. of Syphilis tested (including those tested twice)	Found Syphilis Positive	Condom Demand vs. Distribution	Syringe Demand Vs Distribution	Syringe Demand Vs Distribution
IDU/FIDU	37487	24	96%	96%	91%
FSW	1630	4	95%		
MSM	1016	12	100%		
TG/Hijra	1349	14	100%		
Migrant	1720	9	85450		
Total	43202	63			

I.5. Index spouse and partner testing:

Additionally, 3239 spouses and partners of HRGs were tested through CBS camps and out of which 2910 were index (spouse and partner).

Table No. 9: Spouse and Partners tested positive		
Typology	No. of index spouses and partners tested	Found HIV reactive
Spouse	757	18
Partners	2153	48
Total	2910	66

I.6. Prisons and other closed settings as of January 2026:

Table No. 10 : Performance of Prison and Other Closed Settings						
No. of Prison	No. of Prison Covered	No. of inmates (prison) covered	No. of inmates tested for HIV	Found HIV reactive	No. of inmates tested for syphilis	Found syphilis reactive
3	3	1195	1068	4	1068	7
No. of Other closed settings (OCS)	No. of OCS Covered	No. of inmates (OCS) covered	No. of inmates tested for HIV	Found HIV reactive	No. of inmates tested for syphilis	Found syphilis reactive
122	113	4345	4309	12	4309	10

I.7. Integrated Outreach Camp of Feb, 2026:

As of 27th February 2026, a total of 32 Integrated Outreach Camps were organised, with 2,446 participants attending. During these camps, 1,564 individuals (including new HRGs) were screened for HIV. In addition, 51 index clients were also screened. Out of the total individuals screened, 27 persons were found to be HIV reactive. **1584** persons screened for syphilis and **18** persons were found to be syphilis reactive.

I.8. LINK WORKERS SCHEME

The Link Workers Scheme is a crucial part of India's National AIDS Control Programme, focusing on HIV/AIDS prevention and support in rural areas. Implemented in select districts, it provides referrals and linkages to HIV/AIDS, STI, and TB services, as well as social benefits. In Manipur, the scheme was first launched in Ukhrul and Churachandpur in 2008, and later expanded to 7 more districts (Imphal East, Imphal West, Thoubal, Bishnupur, Chandel, Senapati and Tamenglong) in 2011. It targets vulnerable populations, including High risk groups, vulnerable youth, and Orphan and vulnerable children, and covers 100 villages per district.

The scheme's objectives are:

- Build a rural community model for HIV prevention, care, and support
- Reach vulnerable rural populations in a non-stigmatizing environment
- Improve access to information, commodities, and services

Table no. 11: Nine NGO implementing the Link Workers Scheme		
Sl. No.	Name of NGO	Name of the District and No of Villages
1	Nirvana Foundation	Imphal East (100)
2	Progressive People's Organisation (PPO)	Imphal West (100)
3	Rural Voluntary Services (RVS)	Thoubal (70) & Kakching (30)
4	Manipur Institute for Health & Social Development (MANIHEALTH)	Bishnupur (100)
5	eration	Chandel (50) & Tengnoupal (50)
6	Meetei Leimarol Sinnai Sang (MLSS)	Senapati (50) & Kangpokpi (50)
7	Society for Promotion Youth and Masses (SPYM)	Churachandpur (86) & Pherzawl (14)
8	Society for Promotion of Youth and Masses (SPYM)	Ukhrul (55) & Kamjong (45)
9	Youth Development Association (YDA)	Tamenglong (75) & Noney (25)

I.8.1. The Link Workers Scheme involves various activities to support HIV/AIDS prevention and support in rural areas:

- Reaching out to HRGs and vulnerable populations with information and skills on STI/HIV prevention
- Providing linkages and referrals to health facilities and welfare schemes
- Promoting condom use and organizing CBS camps and awareness campaigns
- Organizing health camps, advocacy meetings, and village-level meetings

Services provided under the scheme include:

- Linkages to ICTC, DOT, ART centre and STI clinics
- Information on condom availability, HIV testing, and treatment
- Counselling on safe sex practices and condom negotiation skills
- Support for PLHIVs to access social benefits
- Health camps and community-based screening
- Establishment of condom depots and village information center

Table No. 12: Performance of the Link Worker Scheme from April 2025 to January 2026

Typology	Line-listed	Reached	%	HIV tested	% HIV tested	HIV positive detected	% of positivity	Total linked with ART	% of linked	ART linkage loss
FSW	1289	1281	99	1135	88	1	0.09	0	0	1
IDU	2639	2639	100	2319	88	11	0.47	10	91	1
MSM	251	249	99	200	80	1	0.50	1	100	0
TG	18	18	100	18	100	0	0	0	0	0
Migrant	4996	4716	94	2141	43	8	0.37	8	100	0
Trucker	3417	2973	87	1520	44	2	0.13	2	100	0
Other Vul. Pop.	13047	10451	80	3875	30	10	0.26	9	90	1
PLHIV	957	941	98							
Total	26614	23268	87	11208	42	33	0.29	30	91	3

I.8.2. Link Workers Scheme's progress in Manipur:

- 900 villages covered across all districts
- 23,268 people reached, with 11,208 tested for HIV
- 33 HIV positive cases detected
- 950 People Living with HIV (PLHIV) are on ART under LWS
- 2 Community ART Refill Groups (CARGs) established (Khumbong under PPO-LWS, Imphal West district, and at Nambol under MANIHEALTH-LWS, Bishnupur district)
- 3,466 HRGs screened for syphilis, with 2 positive cases
- 602 persons treated for symptomatic STI

II. OST Programme in Manipur

II.1. Introduction:

Opioid Substitution Therapy (OST) has been included in NACP-III as a new intervention component. OST involves the substitution of injecting opioid drugs with oral medication that effectively minimises craving and withdrawal, and thereby enables IDUs to stop injecting drugs. OST has proved to be successful in reducing drug-related harms, including HIV transmission.

II.2. Current status of the programme:

The Manipur State AIDS Control Society has been implementing OST programme in 19 Govt. health facilities, 7 NGO facilities and 33 satellite centres, targeting 5570 IDUs. The total functional centres as on 31st January, 2026 are 59 (26 main centres and 33 satellite centres) with total registration of 12505 IDUs and active clients of 5574 IDUs respectively. 1240 clients have completed treatment and 435 positive clients are currently on ART.

The district-wise distribution of OST Centres across 14 districts in Manipur is as follows:

Imphal East – 10, Imphal West – 12, Bishnupur – 5, Churachandpur – 5, Thoubal – 3, Kakching – 3, Chandel – 3, Tengnoupal – 3, Ukhrul – 3, Kamjong – 2, Kangpokpi – 4, Senapati – 2, Tamenglong – 2 and Jiribam – 2.

There are 35 OST centres in the valley districts and 24 OST centres in the hill districts.

II.3. Benefits of OST Programme:

The benefit of OST goes beyond prevention of HIV and other blood borne viruses. OST has been successful in reducing other harms related to drug, especially when combined with psychosocial interventions. The client on OST stops indulging in petty crimes, becomes stabilised psychologically, is able to think coherently and also able to take care of his family and also becomes gainfully employed.

III. HIV Counselling and Testing Services:

The HIV counselling and testing services are provided at the Confirmatory centres, Stand Alone ICTCs and Facility Integrated ICTCs, covering the Direct Walk-in clients, Provider-initiated clients and Pregnant women. The main services of HCTs are HIV counselling and testing, and linking those clients who test positive to ART centres for HIV treatment. The achievements of the HCTS during the years 2024-25 and 2025-26 are placed in Table No.13

Table No. 13: Performance of HCTS							
HIV Testing, case detection, and ART linkages	Direct walk-in HIV testing	Provider - initiated HIV testing	Total HIV testing	Direct walk-in HIV case detection	Provider - initiated HIV case detection	Total HIV case detection	Linked to ART
FY 2024-25	21427	77889	99346	316	453	767	756
April 2025 to January 2026	12944	57956	70900	198	407	605	598
Pregnant Women Testing details	Syphilis testing in pregnant women	Syphilis positive	Syphilis treatment	Pregnant women undergoing HIV testing	New case detection in pregnant women	HIV positive women with pregnancy	Total HIV positive pregnant women
FY 2024-25	41583	13	12	41661	26	55	81
March 2025 to January 2026	37399	20	19	38283	21	96	117

IV. Sexually Transmitted Infection (STI):

In Manipur, ten Designated STI/RTI Service Centres (DSRCs) provide STI/RTI services, located at RIMS, JNIMS, Urban Health Centre, Singjamei, District Hospital, Bishnupur, District Hospital, Thoubal, District Hospital, Senapati, District Hospital, Ukhrul, District Hospital, Chandel, District Hospital, Churachandpur, and District Hospital, Tamenglong. The details of the services provided among the DSRC attendees during the year 2025-26 are given below:

Table No.14: Number of patients availed STI services at 10 DSRCs (as of January 2026)(Source: BSD/STI combined report)				
Indicator	Men	Female	TG	Total
Total number of STI attendees at DSRC	5586	11978	28	17594
Total number of STI attendees counselled	2958	8575	28	11561
Total number of STI attendees who underwent risk assessment	2406	6138	28	8572
Total Clients serologically positive for Syphilis provided with treatment	168	63	17	248

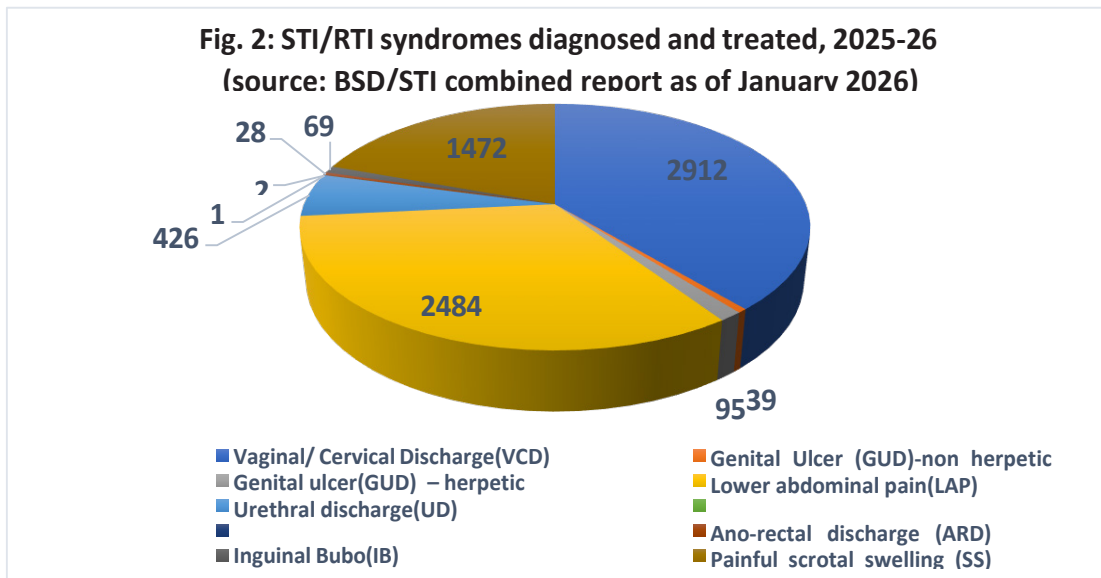


Fig. 2 shows the different STI/RTI syndromes diagnosed and treated at the DSRCs during the period 2025-26 (April 2025 to January 2026), and the majority of the cases are VCD, LAP and GUD.

V. Care Support and Treatment (CST) Division

CST division focuses on the health and quality of life of those already living with HIV.

V.1.Core Objectives

The division operates under the guidelines of the National AIDS Control Program (currently in Phase V, 2021–2026) with these primary goals:

- **Universal Access:** Providing free and equitable access to life-saving Antiretroviral Therapy (ART).
- **Morbidity Reduction:** Managing Opportunistic Infections (OIs) like Tuberculosis to prevent AIDS-related deaths.
- **Adherence & Retention:** Ensuring patients stay on their medication (aiming for >95% adherence) to prevent drug resistance and treatment failure.
- **Stigma Reduction:** Creating a healthcare environment where People Living with HIV (PLHIV) are treated with dignity.

V.2.Key Service Infrastructure

The CST division manages a tiered network of facilities across the state's districts (both valley and hills):

- **ART Centres:** These are the primary hubs where clinical evaluation, counselling, CD4/Viral Load testing, and ART dispensing occur. At current Manipur has a total of 13 ARTCs both private and Public.
- **Link ART Centres (LAC):** Located at the sub-district level to bring medication closer to the patient's home, reducing travel costs and time. **Three LACs were opened in FY 2025-26.** With the new LACs Manipur has a total of 15 LACs linking the PLHIVs nearer to their residence to the Nodal ARTCs.
- **Care Support Centres (CSC):** CSCs provide outreach service of ARTCs to the PLHIVs and also follow up of Pregnant women with HIV and their new born child for Elimination of Vertical Transmission of HIV and Syphilis. There are 4 (Four) CSCs in Manipur Covering all the districts of Manipur.
- **Centres of Excellence (CoE):** Specialized units that handle complex cases, such as "second-line" or "third-line" treatment failures. Manipur has CoE at RIMS and Paediatric CoE at JNIMS.

V.3.Specific Support Programs

- **HIV/TB Coordination:** Since TB is the leading cause of death for PLHIV, the CST division works closely with the Revised National TB Control Program (RNTCP) for dual screening and treatment.
- **CARG (Community ART Refill Group):** PLHIVs groups who are stable meet in the community to support one another and collect their medications. There are 6 of them function at current
- **COAC (Co-located ART Centre):** Integrated centres with TI-NGOs providing prevention and ART dispensation under same roof. At current 5 COAC exist in Manipur.

V.4. Current Status (Monthly Progress report-MPR Feb 2026-SOCH)

Number of PLHIV registered in HIV Care at the end of this month = 29783

Number of PLHIV alive and on ART at the end of this month = 14942

Details of PLHIV currently at LAC/ LAC plus = 486

VI. Lab Services:

There are four centres under the Lab Services program. For example, National Reference Laboratory (NRL), Viral Load Lab (VL), RIMS Hospital, State Reference Laboratory (SRL) and State Reference Laboratory Centre (SRC), JNIMS Hospital. Required funds for staff salary, training programs, and lab. Consumables etc are provided.

- Achieved 100% in Reverse testing (Quarterly Re-checking)
- Achieved 100% in Proficiency testing (PT)
- Conducted Refresher Training for all the ICTCs Linked to SRL-JNIMS
- Quarterly EQAS Retesting all the ICTC Score 100%
- EQAS from NARI, Pune to NRL, RIMS is conducted twice a year and both the round are 100% matching
- EQAS from NRL, RIMS to linked SRLs was successfully conducted for both rounds and the results of the linked SRLs are 100% matching
- Viral Load testing in public set-up started at RIMS
- Syphilis test (RPR), Confirmation test.

10.1 Integrated and Enhanced Surveillance and Epidemiology (IESE):

Under NACP phase-V, a strategic framework for integrated and enhanced surveillance and epidemiology (IESE) of HIV, STIs, and related comorbidities has been formulated to measure the levels, trends, and determinants of the prevalence, incidence, and mortality of these conditions using systems of the highest possible scientific rigour. IESE covers the full ambit of expanded surveillance of HIV, Syphilis, Hepatitis, STI surveillance, Mortality surveillance, key population size estimation, behavioural survey and disease burden estimation.

Achievements of Key Surveillance and Epidemiology (S&E) activities under NACP, 2025-26:

1. Successfully conducted HIV Sentinel Surveillance Plus 2025 for ANC at 29 sites and one Prison site at Sajiwa Central Jail.
2. Sample collection of HIV Sentinel Surveillance Plus, 2026 for High-Risk Groups at 29 sites (FSW-6, MSM-3, IDU-19 and TG-1) is ongoing
3. Integrated Biological and Behavioural Surveillance (IBBS)-PLHIV 2026 will be implemented at the three ART centres: RIMS, JNIMS and District hospital Ukhul.
4. Mapping and population size Estimation -MPSE phase two rollout
5. Implemented district-level HIV estimate
6. Completed Operations Research study titled “**A study on Stigma and Discrimination in People Living with HIV in Manipur**” undertaken by the Department of Psychiatry, RIMS and another one, “**Understanding the characteristics and factors associated with injecting drug use among youths in Manipur: A qualitative study**” undertaken by the Department of Community Medicine, JNIMS.

10. DIRECTORATE OF AYUSH:

As per the Ministry of Ayush, Government of India guidelines, three national programs have been launched in Manipur since 2025.

- i. National Program for Prevention and management of Osteoarthritis & other Musculoskeletal Disorders - Implemented at the 50-Bedded Integrated AYUSH Hospital, Lamphelpat, Imphal West.
- ii. Vayo-Mitra: AYUSH Geriatric Healthcare Program - Operational at the 10-Bedded AYUSH Hospital, Mongshangei, Imphal West.
- iii. AYUSH Mobile Medical Unit: Functioning in Kakching District, enhancing last-mile Primary healthcare delivery of AYUSH healthcare services.
- iv. Patient OPD footfall : 92,370 (2025-26)

ACTIVITIES & ACHIEVEMENTS (2025 – 26):

Major Achievements during the year include

I) Directorate of Ayush and CSS- National Ayush Mission:

- a. Rapid expansion of AYUSH Healthcare facilities by construction of infrastructure projects.
- b. Integration of KRSNAA diagnostic services in 3 major AYUSH Hospitals.

II) For Drug Section/ASU & H Drug Section:

Sl. No.	Activities/Report
1.	A press meeting/press conference was convened on 18 th February 2026, on the topic <ol style="list-style-type: none">a. Misleading Advertisement of AYUSH or Herbal drugs [The Drugs and Magic Remedies (Objectionable Advertisements) Act, 1954 and Rules 1955].b. The Drug Regulatory Mechanism for AYUSH Drugs and Herbal drugs related to AYUSH (The Drugs and Cosmetics Act, 1940 and the Rules thereunder).c. To create awareness for any institute/company/entrepreneur/person intending to manufacture AYUSH drugs/ cosmetics/ herbal medicines related to AYUSH in the state of Manipur.
2.	A license certificate for the manufacturing of Ayurveda oils (Sesame oil and Ginger oil) had been issued to Kurao Herbal Private Limited situated at Yaiskul Police Lane, Imphal West.

III. Ayushman Arogya Shivar-Ayush: Monthly health camp cum awareness program at all Ayush hospitals including Ayushman Arogya Mandir-Ayush has been launched in the state from December 2025 onwards. More than 100 Health camps cum awareness were organised by the Directorate of Ayush. More than 15,000 people have completed Prakriti Parikshan.

11. DRUGS CONTROL ADMINISTRATION, DIRECTORATE OF HEALTH SERVICES, MANIPUR

The Drugs Control Administration has been functioning under the provisions of Drugs and Cosmetics Act, 1940; Drugs and Cosmetics Rules, 1945 and Medical Devices Rules, 2017 mainly under the Health Department, Government of Manipur at the **Directorate of Health Services**.

Objectives:

1. Maintain quality, safety and efficacy of drugs and cosmetics moving in the state.
2. Regulate manufacturing, sale, storage and distribution of drugs and cosmetics.
3. Enforce the provisions of the said Act and Rules in matters relating to drugs and cosmetics in the State of Manipur.

Performance:

Total no. of Drugs licence issued/generated for the financial year are as follows:

- (1) Retail Drugs License:
 - (a) Duplicate license = 74
 - (b) Grant license = 261
 - (c) Retention of licence = 117

- (2) Wholesale Drugs licence
 - a. Duplicate license = 7
 - b. Grant license = 124
 - c. Retention of licence = 68
 - d. Total no of cancellation = 42

- (3) Revenue Generated = Rs. 34,57,800/-

12. FOOD SAFETY ADMINISTRATION

The Food Safety Administration under the Directorate of Health Services has been tirelessly working on implementation of Food Safety Act, 2006, rules and regulations made there under in the State to ensure Safe and Wholesome food for human consumption. Some activities undertaken by the Food Safety Administration in Financial Year 2025-26 are as below:

1. Sampling of food samples for analysis during the period:
 - Enforcement Samples collected = 925.
 - Surveillance Samples collected = 2703.
2. Licensing and registration of food business operators:
 - New Licenses issued= 294, Licenses renewed= 440, Total licenses issued = 734.
 - New Registration Certificates issued = 14905, RCs renewed= 423, Total RCs issued= 15328.
3. Adjudication Cases:
 - 3 (Three) Adjudication cases launched, 1 (one) decided with Penalty of Rs. 1,50,000/-

4. Total Revenue (from Food Licenses and Registration fees generated through FOSCOS) = Rs. 65,06,285/- only.

5. Street food vendor training was conducted by NASVI, an FSSAI-empanelled training partner, across Imphal West and Imphal East districts, in collaboration with the Food Safety Administration, Manipur, under the CSR initiative of Nestlé, wherein about **309 vendors** were trained on various aspects of food safety.

6. FoSTaC (Food Safety Training and Certification), FSSAI's capacity-building programme, was conducted for 999 Food Business Operators under Basic Catering and Manufacturing across Imphal East, Imphal West, Thoubal, Chandel, Senapati, Bishnupur, Kakching and Churachandpur, focusing on food safety, hygiene, GMP/GHP, and regulatory compliance.

13. MEDICAL EDUCATION

NOMINATED/SELECTED CANDIDATES FOR THE VARIOUS TRAINING COURSES IN THE YEAR 2025-26

A. MBBS, BDS & BASLP COURSES:

Sl. No.	INSTITUTION	NAME OF COURSE		
		MBBS	BDS	BASLP
1	RIMS	30	13	6
2	JNIMS	128	43	-
3	CMC, Churachandpur	85	-	-
4	SAHS, Langol (State Quota)	63	-	-
5	RDC, Guwahati	-	3	-
Total:-		306	59	2

B. B.Sc. NURSING & PARAMEDICAL COURSES:

Sl. No.	Institution	Name of course					
		B.Sc. Nursing	B. Pharm	B.Sc. RIT	B.Sc. MLT	B.Sc. OOT	D. Pharm
1	College of Nursing, Directorate of Health Services, Manipur.	40	-	-	-	-	-
2	College of Nursing, RIMS, Imphal.	16	-	-	-	-	-
3	Regional College of Nursing, Guwahati	02	-	-	-	-	-
4	West Bengal College of Nursing, Kolkata	01	-	-	-	-	-
5	RIPANS, Aizawl	04	03	03	03	03	-
6	RIPSAT, Agartala		05	-	-	-	8
7	Dibrugarh University, Dibrugarh	-	02	-	-	-	-
8	Institute of Pharmacy, Assam Medical College, Dibrugarh	-	-	-	-	-	5
9	College of Nursing, Thoubal	40	-	-	-	-	-
10	College of Nursing, Churachandpur	30	-	-	-	-	-
Total:-		133	10	03	03	03	13

C. M.Sc. NURSING COURSE:

Sl. No.	Institution	Name of course	Subject	No. of seat
1	College of Nursing, Directorate of Health Services, Manipur.	M.Sc. Nursing	OBC	02
			Paediatric	02
			Psychiatry	02
			CHN	02
			MSN	02
Total:-				10

14. STATE HEALTH AGENCY

Chief Minister-gi Hakshelgi Tengbang (CMHT) & Ayushman Bharat- Pradhan Mantri Jan Arogya Yojana (AB-PMJAY)

AB-PMJAY and CMHT Enrolment:

- PMJAY criteria is pre-defined by the Central Government based on SECC 2011 and identified eligible family count is 3,07,908 which translates to 13,66,250 individuals. ASHA, Anganwadi Workers (AWW), Anganwadi Helpers (AWH) and senior citizens 70 years and above has also been added as eligible beneficiaries. 2,63,051 families have created their PMJAY cards which translates to 7, 11,456 individual beneficiaries.
- For CMHT, the number of listed eligibility criteria is 10 (ten); AAY cardholders, Disabled, Widows, Local Media persons, Newspaper Hawkers, Ima Market vendor , Anganwadi Workers, Anganwadi Helpers, ASHAs. IDPs were added as eligible beneficiaries CMHT. Altogether 1, 31,324 families have created their CMHT card which translates to about 3,90,071 individual beneficiaries.
- Health Department have conducted special enrolment drives at Relief Camps for IDPs wherein 9892 CMHT cards and 5233 PMJAY cards were created successfully. Out of which, more than 1200 cases of free treatment worth more than 3.3 Cr have been utilized by IDPs at Empanelled Hospitals under CMHT.

AB-PMJAY & CMHT Treatment:

- Maximum sum insured under CMHT and PMJAY is Rs. 5 lakhs per year per family. Further, hospitalization coverage is based on identified package rate according to the type of ailment. According to guidelines, cashless treatment is to be provided based on the specific package rate. Further, when the wallet balance is exhausted, the excess amount has to be borne by the beneficiary as per guidelines. Exhaustion of wallet balance is routinely experienced by beneficiaries undergoing tertiary care treatment like dialysis, chemotherapy, kidney transplant etc.
- Certain procedures are excluded under CMHT and PMJAY like cosmetic treatment, dental treatment like root canal etc. Further under CMHT, only five specialities are allowed in private empanelled hospitals ; neurosurgery & neurology, heart related, dialysis, kidney transplant and cancer treatment. However, there is no restriction of specialities in public hospital.
- CMHT beneficiaries can undergo treatment in 76 (Public 33+Private 43) empanelled hospitals only which includes 5 hospitals outside the State. For PMJAY, beneficiaries can undergo treatment in 73 (Public 33+Private 40) hospitals in the State and more than 30,000 plus hospitals all over India.
- 3,24,466 cases of free treatment worth more than Rs.430 Cr has been given under AB-PMJAY to card holders of the scheme.
- 2,84,063 cases of free treatment worth more than Rs.345 Cr has been given under CMHT to card holders of the scheme.

AB-PMJAY & CMHT Financial Matters:

- Under PMJAY, the budget limit is only Rs.32.39 Cr per year based on cost sharing of 90:10. In this, the maximum annual ceiling for Central share is Rs. 29.15 Cr or 90% of actual premium and/or treatment cost of PMJAY families, whichever is less. If the treatment cost exceeds the ceiling limit of Central share, the excess amount is to be borne by the State. In the past two years, the annual treatment expenditure is around Rs. 100 Cr therefore increasing the financial liabilities and pending payment.
- For CMHT, the annual budget for FY 2024-25 is Rs.45 Cr. Since CMHT is based on enrolment, there is no limitation on the eligible family count. Therefore, increase in beneficiary count has led to higher expenditure. In the past two years, the annual treatment expenditure is around Rs. 47 Cr therefore increasing the financial liabilities and pending payment.
- As of today, the State has already released more than Rs. 245 Cr to empanelled hospitals under AB-PMJAY for about 2 lakh cases/claims that has been approved.
- Under CMHT, the State has released more than Rs. 236 Cr to empanelled hospitals under CMHT for more than 2 lakh cases/claims that has been approved.

11(a)

DISTRICT WISE AB-PMJAY ENROLLED FAMILIES & BENEFICIARIES			
Sl. No.	District Name	No. of families verified	No. of beneficiaries verified
1	Bishnupur	27325	74,184
2	Chandel	7881	16,139
3	Churachandpur	20504	68,083
4	Imphal East	42465	1,08,611
5	Imphal West	54262	1,36,321
6	Jiribam	2871	9,084
7	Kakching	10592	36,788
8	Kamjong	5098	16,156
9	Kangpokpi	14546	30,761
10	Noney	2061	12,718
11	Pherzawl	3838	12,427
12	Senapati	14331	43,973
13	Tamenglong	11070	24,493
14	Tengnoupal	3626	13,200
15	Thoubal	28153	70,762
16	Ukhrul	14428	37,756
	Total	263051	7,11,456

11(b)

DISTRICT WISE AB-PMJAY TREATED CASES AS PER BENEFICIARIES' DOMICILE DISTRICT			
Sl. No.	Patient District	No. of cases treated	Amount (In Rs.)
1	Bishnupur	34884	47,73,31,168
2	Chandel	7305	9,42,11,615
3	Churachandpur	22273	24,13,74,704
4	Imphal East	64309	78,88,90,924
5	Imphal West	76371	1,00,43,88,502
6	Jiribam	897	1,56,08,233
7	Kakching	16278	24,47,27,247
8	Kamjong	6719	8,74,23,862
9	Kangpokpi	11472	15,18,58,736
10	Noney	5601	6,10,19,670
11	Pherzawl	2294	2,96,22,936
12	Senapati	10968	16,39,81,705
13	Tamenglong	10803	12,65,87,311
14	Tengnoupal	3835	4,88,24,128
15	Thoubal	38362	56,53,92,026
16	Ukhrul	12095	21,23,67,874
17	Grand Total	324466	4,31,36,10,639

11(c)

DISTRICT WISE CMHT TREATED CASES AS PER BENEFICIARIES' DOMICILE DISTRICT			
Sl. No.	District	Count	Amount
1	Bishnupur	29,505	39,04,33,566
2	Chandel	4,291	5,38,28,969
3	Churachandpur	13,619	14,91,75,327
4	ImphalEast	72,662	88,23,03,414
5	ImphalWest	85,835	1,01,02,99,534
6	Jiribam	592	71,57,983
7	Kakching	20,424	26,66,91,643
8	Kamjong	2,921	2,21,20,770
9	Kangpokpi	5,708	7,17,38,627
10	Noney	1,988	2,27,73,879
11	Pherzawl	284	27,64,837
12	Senapati	4,630	6,02,32,942
13	Tamenglong	3,782	4,23,96,108
14	Tengnoupal	2,005	2,70,97,669
15	Thoubal	31,578	39,02,33,476
16	Ukhurl	4,239	6,02,99,138
	Total	2,84,063	3,45,95,47,882

11(d)

AMOUNT PAID TO THE EMPANELLED HOSPITALS UNDER AB-PMJAY FY WISE			
Sl. No.	FY	No. of cases paid	Amount (In Rs.)
1	2018-19	850	1,38,44,308
2	2019-20	10069	13,64,49,373
3	2020-21	16521	15,93,42,001
4	2021-22	21830	25,93,75,063
5	2022-23	25074	34,03,27,107
6	2023-24	22579	29,62,03,332
7	2024-25	23759	37,27,76,876
8	2025-26	71673	87,17,27,979
	Total	192355	2,45,00,46,039

11(e)

AMOUNT PAID TO THE EMPANELLED HOSPITALS UNDER CMHT FY WISE			
Sl. No.	FY	No. of cases paid	Amount (In Rs.)
1	2018-19	3410	4,99,02,679
2	2019-20	10002	16,87,46,532
3	2020-21	16645	12,28,91,795
4	2021-22	27369	20,65,16,073
5	2022-23	35636	36,59,11,735
6	2023-24	46168	50,37,41,821
7	2024-25	34756	40,52,61,335
8	2025-26	40939	53,59,43,513
9	Grand Total	214925	2,35,89,15,483

15. NATIONAL PROGRAMME FOR CONTROL BLINDNESS (NPCB), MANIPUR

Performance Report for the year 2025-26

Month	Male	Female	Total	SC	ST	Minority	BPL	ICCE	IOL	Bilateral	No. of eye camp operation	Total catops	No of cataract cases detected	OPD patients	Refraction done	No. of School Screened	No. of Students Screened	Free spectacle provided	No. of other eye diseases	Near Vision Spectacle provided
Apr-25	187	210	397	4	21	4	94	0	397	1	6	397	207	11007	5827	9	1557	0	3921	471
May-25	84	136	220	2	4	3	40	0	220	0	2	220	73	7068	4149	0	0	0	2857	31
Jun-25	90	134	224	4	7	3	42	0	224	0	15	224	186	9529	6030	0	0	0	3599	0
Jul-25	190	220	410	5	5	5	94	0	410	0	6	410	238	12744	8290	0	0	0	3257	170
Aug-25	341	458	799	11	23	3	96	0	799	0	36	799	1464	33597	15407	0	0	0	11080	2437
Sep-25	267	279	546	6	8	8	133	0	546	3	11	546	622	15786	7286	0	0	0	7371	2437
Oct-25	258	308	567	0	1	1	0	0	567	0	22	567	768	16877	10066	0	0	0	6481	618
Nov-25	206	264	470	3	4	4	100	0	470	1	13	470	610	13488	7544	1	0	0	4936	698
Dec-25	184	242	426	9	2	3	63	0	426	1	19	426	968	15234	8038	0	0	0	6817	640
Jan-26	150	211	361	4	4	8	34	0	361	1	184	361	567	12251	6663	0	0	0	6028	387
Feb-26	156	219	375	6	9	3	52	0	375	0	30	375	677	15568	7717	0	0	0	7825	73
Mar-26	155	234	389	6	3	3	59	0	389	0	22	389	782	15197	5837	0	0	160	6122	429
Total	2268	2915	5184	60	91	48	807	0	5184	7	366	5184	7162	178346	92854	10	1557	160	70294	8391

16. National Vector Borne Diseases Control Programme (NVBDCP)

The National Center for Vector Borne Diseases Control (NCVBDC) administers an umbrella programme, namely, National Vector Borne Diseases Control Programme (NVBDCP) for prevention and control of vector borne diseases namely Malaria, Japanese Encephalitis, Dengue, Chikungunya, Kala-azar and Lymphatic Filariasis. Out of them three diseases namely, Malaria, Lymphatic Filariasis and Kala-azar are targeted for elimination.

Before 2003: Vector-borne disease control in Manipur operated under NMCP and later NAMP, focusing on malaria control through surveillance, spraying, and treatment.

2003 Onwards: NVBDCP was launched.

16(a). Performance of NVBDCP 2025-26:

Sl. No	District	Dengue			Malaria			Total
		Sample tested	Positive Cases	Death	Pf	Pv	Mix	
1	Bishnupur	563	148	1	0	1	0	1
2	Chandel	79	32	0	1	1	0	2
3	Tengnoupal	45	28	0	0	1	0	1
4	Churachandpur	21	10	0	1	3	0	4
5	Pherzawl	0	0	0	0	0	0	0
6	Imphal East	2706	1212	0	0	2	0	2
7	Jiribam	3	1	0	0	0	0	0
8	Imphal West	6973	3714	0	3	5	0	8
9	Kangpokpi	52	6	0	0	1	1	2
10	Senapati	148	68	0	0	2	0	2
11	Tamenglong	76	27	0	0	0	0	0
12	Noney	52	11	0	1	0	1	2
13	Thoubal	633	127	0	0	1	0	1
14	Kakching	274	62	0	0	0	0	0
15	Ukhrul	161	58	0	0	3	0	3
16	Kamjong	30	14	0	0	1	0	1
TOTAL		11816	5518	1	6	21	2	29

16. (b): ACTIVITIES OF NVBDCP, MANIPUR (FY 2025-2026)

ACTIVITY	NO. OF ACTIVITIES
No. of Fogging	3438
Source reduction spraying	5035
Entomological Survey	35
No. of bednet impregnated	5936
IEC	
Awareness Campaign	2747
Advertisement in mass media	214
Radio Talk and TV discussion at State level	178

17. NATIONAL IODINE DEFICIENCY DISORDER CONTROL PROGRAMME (NIDDCP)

To address the Health Problem of Iodine Deficiency Disorder (IDD) Government of India has renamed the National Goitre Control Programme (NGCP 1962) as National Iodine Deficiency Disorder Control Programme (NIDDCP) in 1992.

Achievement Report FY 2025-26

- Salt samples tested using Salt Testing Kits (Qualitative) by ASHA in identified Districts = 8,29,412
- Salt samples tested (Quantitative) in State IDD Cell Lab. (Volumetric method) for estimation of iodine content = 1800
- Urine samples tested for Urinary iodine estimation at IDD control cell = 1550

18. MANIPUR NURSING COUNCIL

The Manipur Nursing Council is for regulation of nursing personnel; Nurses, Midwives, Auxiliary Nurse Midwives/Female Health Worker/Lady Health Visitor/Supervisors. The State Nursing Council act as statutory body for giving registration to the eligible Nursing personnel so that the are permitted to practice and serve both in the Government and Private Institutions in the State.

i. Registered Nurses, ANM, GNM, Post Basic B.Sc(N), B.Sc(N) and M.Sc.(N) 2025 - 2026

SL.	Particulars	Total
1	Numbers of Registered Nurses & Midwives (RN/RM)(GNM/B.Sc(N))	1042
2	Number of ANM Registered	76
3	Additional Registration (Post Basic B.Sc(N) and M.Sc(N))	169

ii. Number of Nursing Institution recognized by Indian Nursing Council and affiliated to Manipur Nursing Council

SL.	Programme	No. of Institutions
1	M.Sc (N) Programme	03
2	B.Sc (N) Programme	18
3	P.B.B. Sc(N) Programme	06
4	GNM Programme	17
5	ANM Programme	03

iii. Enrolment of Nurse under the scheme of NRTS-Live Register for Manipur State by the Indian Nursing Council, New Delhi.

SL.	Particulars	No. of Enrolled Nurses (NRTS under INC)
1	Total no. of enrolled nurses ANM/FHW	- 2534 Primary Registration
2	Total No. of enrolled (GNM, Post Basic B.Sc(N) B.Sc(N) & M.Sc(N))	- 10,283 Enrolled nurses (NUID)

19. MANIPUR MEDICAL COUNCIL

The Council was notified on 28th May 2012 under the “Act of the Legislature, Manipur” which received assent of the President on 12/05/2012. It is governed by the “Manipur Medical Council Act 2009”.

Performance Report of Manipur Medical Council (2025-26):

Sl.	Particulars	Total
1	No. of E.C. meeting	9
2	No. GB Meeting	4
3	No. of permanent Registration from January, 2025 to March,2026	587
4	No. of Provisional Registration January, 2025 to March,2026	487
9	No. of renewal of registration from January, 2025 to March,2026	440
10	Total No. of Additional Qualification registered January, 2025 to March,2026	291
11	Total number of NOC issued, January, 2025 to March,2026	244
12	Total number of NOC issued till March, 2026	1282
13	No. of CME Workshop for grant of CME credit hour from Jan., 2025 to March, 2026	32
14	Total No. of Medical Practitioner registered in Manipur Medical Council till March, 2026	4714

20. MANIPUR STATE PHARMACY COUNCIL

Manipur State Pharmacy Council (MSPC) is a statutory body constituted by the Government of Manipur for regulation of the practice and profession of pharmacy under the provision of the **Pharmacy Act of 1948** and has been functioning since 2014 at the office complex of the Directorate of Health Services, Lamphelpat, Imphal.

The Council is constituted by consisting of the following:

- a) **Six members** elected by registered pharmacists amongst themselves
- b) **Five members** nominated by the Government of Manipur
- c) **Three ex-officio members** (Director Health Services or Representative, State Drugs Controller or Representative, Government Analyst) and
- d) One member from Manipur Medical Council,
- e) **One Member Secretary cum Registrar** who is in charge of the functioning of the office of the Council

Total: **16 members**

The prime function of the Manipur State Pharmacy Council is to grant and renew registration certificates to the eligible pharmacists possessing requisite qualification as per **Section 32(2)** of the Pharmacy Act 1948 and to enforce the necessary provisions of the Act.

Registered Pharmacists (2025-26):

Year	D.Pharm	B.Pharm	M.Pharm	Ph. D	Pharm D	Total no of Registered Pharmacists as 2025-26
2025-26	208	36	0	0	0	244

21. STATE MEDICAL BOARD – SMB

State Medical Board Meetings under the chairmanship of Director of Health Services, Manipur, are being held on every week on a fixed day i.e. Thursday, and if it falls on holiday, it is either preponed or postponed on working days as and when needed. Special Board meeting have also been held as and when required on any days of the week.

A. Referral cases for outside treatment from April, 2025 to 5th March, 2026

Sl. No.	Month	No. of Patient
1	April, 2025	28
2.	May, 2025	48
3.	June, 2025	29
4.	July, 2025	42
5.	August, 2025	31
6.	September, 2025	0
7.	October, 2025	45
8.	November, 2025	0
9.	December, 2025	0
10.	January, 2026	44
11.	February, 2026	37
Total		419

B. Ex-post facto approval from April, 2025 to 5th March, 2026

Sl. No.	Month	Total	Outside	Inside
1	April, 2025	18	9	9
2	May, 2025	28	14	14
3	June, 2025	21	11	10
4	July, 2025	25	15	10
5	August, 2025	30	13	17
6	September, 2025	31	11	20
7	October, 2025	20	7	13
8	November, 2025	17	10	7
9	December, 2025	35	21	14
10	January, 2026	23	10	13
11	February, 2026	24	15	9
Total		272	136	136

C. No Objection certificate for Kidney Transplant from April, 2025 to 5th March, 2026

- 28 **Outside 05** **State 23**

D. Cases Put up for Govt. Approval

1.	May, 2025	-	02
2.	June, 2025	-	03
3.	July, 2025	-	02
4.	August, 2025	-	01
5.	September, 2025	-	00
6.	October, 2025	-	00
7.	November, 2025	-	00
8.	December, 2025	-	14
9.	January, 2026	-	03

22. SPECIAL STATE MEDICAL BOARD (2025-26):

SL. NO.	TOTAL NO. OF SSMB SITINGS
1	18

23. STATE SCREENING COMMITTEE FOR MEDICAL REIMBURSEMENT.

Number of MR Bill received for screening of medical expenses for re-imburement from April,2025 – 5th March, 2026:

Sl. No.	Name of Institution / Hospital	No. of Claimants
Manipur		
1	Advance Speciality Hospital,Palace Compound	1
2	AOI, Babina Speciality Hospital	40
3	CHC, Haoreibi	1
4	District Hospital, Thoubal	3
5	ILDS, Manipur	22
6	Imphal Heart Institute,Sagolband	9
7	Imphal Hospital	1
8	JNIMS	152
9	Mother Care Children, Hospital, Imphal	3
10	PHC, Heingang	2
11	PHC, Kwakeithel	1
12	Raj Medicity, Imphal	5
13	RIMS	223
14	Shija Hospital, Langol	35
15	Sky Hospital, Imphal	3
16	Trevi Hospital, Langol	17
	Total (A)	518

	Outside Manipur	
1	Aoter MIMS Hospital, Kerela	1
2	AIIMS, New Delhi	15
3	Apollo Hospital, Guwahati	5
4	Apollo Hospital, New Delhi	1
5	B.Barooah Cancer Institute, Guwahati	12
6	Cancer Treatment Services, Hydrabad	1
7	CMC, Vellore	2
8	Delhi Heart & Lung Institute	1
9	Down Town Hospital,Guwahati	6
10	Fortis Hospital, New Delhi	6
11	GNRC Gawahati	16
12	Health City Hospital Guwahati	1
13	ILBS, New Delhi	24
14	Indian Spinal Injuries Center	1
15	Indrapastha Apollo Hospital, New Delhi	1
16	Kripadashini Advance Hospital	1
17	MAX Healthcare, New Delhi	29
18	Medanta Medicity	32
19	Medical College& Hospital,Chandigarh	1
20	Narayana Hrudayalaya, Gawahati	2
21	National Heart Institute,New Delhi	1
22	Neigrihms, Shillong	2
23	Nimhans, Bangalore	6
24	PGIMER, Chandigar	41
25	Pratiksha Hospital,Guwahati	6
26	Ruby Hospital,Kolkata	2
27	Safdarjang Hospital, New Delhi	4
28	Sri Sankaradeva Nethralaya	9
29	Sir Ganga Ram Hospital, New Delhi	26
30	SRM,Global Hospital	1
31	Tata Memorial, Hospital	84
	Total (B)	340
	Grand Total = A+B	858

24. STATE BLOOD TRANSFUSION COUNCIL-SBTC

Achievement Report FY 2025-26

- Report on status of blood collection from 5 licensed Government Blood Centre (RIMS, JNIMS, DH Churachandpur ,DH Thoubal and DH Tamenglong)
 - Total blood collection = 22,266
 - Total voluntary blood collection = 8,360
 - Total replacement blood collection = 13,906
 - Percentage of voluntary blood donation = 37.5 %
 - Free Anti-Haemophilic Factors (AHF) - issued to 70 Haemophilia patients registered under Haemophilia Society, Imphal Chapter affiliated to Haemophilia Federation of India (HFI)
 - Mega blood donation drive from 17th September to 2nd October,2025 as a part of Swastha Nari Shashakt Parivar Abhiyaan campaign
- Hon'ble Governor of Manipur donated blood on 1st October,2025 at Blood Centre,JNIMS and encourage the voluntary blood donation movement at the State.**
- Provision of operational cost to Licensed Government Blood Centres so that processing charges for issuing blood and blood components by licensed Government Blood Centres in the State to the patients admitted in the Government Hospital shall not be levied



Hon'ble Governor of Manipur donated blood on 1st October,2025

25. HEALTH INTELLIGENCE BUREAU.

The State Health Intelligence Bureau is the technical wing of the Directorate of Health Services, Manipur, responsible for the collection, compilation, analysis and dissemination of Health data to support planning, monitoring and policymaking.

Sections under HIB:

There are two sections of Health Intelligence Bureau, Medical Directorate, Manipur. They are:

1. Health Statistics
2. Vital Statistics

A. Health Statistics:

Roles and Responsibilities of Health Statistic:

- i. Publication of Annual Administrative Report.
- ii. Compilation of Reports on Non-Communicable Diseases and Communicable Diseases
- iii. Compilation of the monthly performance report
- iv. Dissemination of Health Statistics
- v. Regular submission of reports to various stakeholders.
- vi. Implementation of International Classification of Diseases (ICD) 10 version

B.Vital Statistics

The Vital Statistics, is looking after the proper implementation of the provision of Registration of Births & Deaths Act 1969 (RBD Act) .

The Registration Hierarchy (Births & Deaths) of Manipur.

Sl.No.	Particulars	Remarks
1.	Director of Health Services, Manipur.	Chief Registrar of Births & Deaths, Manipur.
2.	Director of Economics & Statistics, Manipur.	Additional Chief Registrar of Births & Deaths, Manipur.
3.	Additional Director of Health Services (PH), Manipur.	Additional Chief Registrar of Births & Deaths, Manipur.
4.	Deputy Director (VS), Directorate of Health Services, Manipur.	Deputy Chief Registrar of Births & Deaths, Manipur.
5.	Chief Medical Officer	District Registrar for each revenue districts.

PRESENT REGISTRARS & SUB-REGISTRARS OF BIRTHS & DEATHS IN MANIPUR:

1. Valley Area:

Sl.No.	Registrar	Nos.	Valley Area
1	Municipal Commissioner	01	Imphal Municipal Corporation
2	Deputy Municipal Commissioner	02	Imphal Municipal Corporation
2	Executive Officer (excluding Imphal Municipal Corporation)	26	Other Municipal Area
3	Executive Officer	05	Nagar Panchayat Areas
4	M.O.i/c CHC/PHC	51	Valley Districts
5	Medical Superintendent	04	RIMS,JNIMS & District Hospitals (Thoubal DH & Bishnupur DH)
6	Block Development Officer(BDO)	18	Community Development Block Areas
7	M.O.i/c	01	Cantonment Area(Assam Rifles Longa Koireng, Keithelmanbi)
8	Ex-Officio Sub-Registrars (Panchayat Secretaries) at 6 valley districts.	161	Imphal West, Imphal East, Jiribam, Kakching, Thoubal & Bishnupur districts of Block Areas
Total:		264	
2.Hill Area:			
9	Medical Superintendent	06	District Hospitals
10	M.O.i/c CHC/PHC	51	Hill Areas
11	Assistant Chief M.O.i/c	01	Loktak H.E.Project Area
Total:		58	
Grand total of Registrars (Valley & Hill) =264+58=322.			

Number of Registered Births and Deaths in Manipur for the year 2025-26:

Live Birth by Place of Occurrence

State Name:- Manipur (2025-26):

Sl. No.	District	Rural/Urban	Births by Place of Occurrence				Place of Residence of Mother		
			Male	Female	Trans-gender	Total	Within the area	Outside the area	Place of Residence Outside the State
1	Bishnupur	Rural	442	397	0	839	839	0	0
		Urban	302	266	0	568	553	15	0
		Total	744	663	0	1407	1392	15	0
2	Chandel	Rural	577	570	0	1147	561	584	2
		Urban	0	0	0	0	0	0	0
		Total	577	570	0	1147	561	584	2
3	Churachandpur	Rural	3270	3514	0	6784	6606	162	16
		Urban	0	0	0	0	0	0	0

		Total	3270	3514	0	6784	6606	162	16
4	Imphal East	Rural	1218	994	0	2212	1915	294	3
		Urban	359	321	0	680	572	99	9
		Total	1577	1315	0	2892	2487	393	12
5	Imphal West	Rural	924	798	0	1722	1698	22	2
		Urban	1482	1528	3	3013	2008	998	7
		Total	2406	2326	3	4735	3706	1020	9
6	Jiribam	Rural	85	79	0	164	164	0	0
		Urban	59	56	0	115	114	1	0
		Total	144	135	0	279	278	1	0
7	Kakching	Rural	397	342	0	739	736	3	0
		Urban	247	187	0	434	397	37	0
		Total	644	529	0	1173	1133	40	0
8	Kamjong	Rural	177	177	0	354	354	0	0
		Urban	0	0	0	0	0	0	0
		Total	177	177	0	354	354	0	0
9	Kangpokpi	Rural	1602	1556	0	3158	3150	4	4
		Urban	0	0	0	0	0	0	0
		Total	1602	1556	0	3158	3150	4	4
10	Noney	Rural	452	495	0	947	935	10	2
		Urban	0	0	0	0	0	0	0
		Total	452	495	0	947	935	10	2
11	Pherzawl	Rural	233	277	0	510	509	0	1
		Urban	0	0	0	0	0	0	0
		Total	233	277	0	510	509	0	1
12	Senapati	Rural	800	829	0	1629	1591	35	3
		Urban	0	0	0	0	0	0	0
		Total	800	829	0	1629	1591	35	3
13	Tamenglong	Rural	639	626	0	1265	1265	0	0
		Urban	0	0	0	0	0	0	0
		Total	639	626	0	1265	1265	0	0
14	Tengnoupal	Rural	144	132	0	276	276	0	0
		Urban	0	0	0	0	0	0	0
		Total	144	132	0	276	276	0	0
15	Thoubal	Rural	605	488	1	1094	1055	39	0
		Urban	292	284	1	577	571	6	0
		Total	897	772	2	1671	1626	45	0
16	Ukhrul	Rural	1140	1163	0	2303	2180	122	1
		Urban	0	0	0	0	0	0	0
		Total	1140	1163	0	2303	2180	122	1
State Total		Rural	12705	12437	1	25143	23834	1275	34
		Urban	2741	2642	4	5387	4215	1156	16
		Total	15446	15079	5	30530	28049	2431	50

Note: Total is inclusive of transgender.

Deaths by Place of Occurrence

State Name:- Manipur (2025-26):

Sl. No.	District	Rural/Urban	Deaths by Place of Occurrence				Place of Residence of Deceased		
			Male	Female	Trans-gender	Total	Within the area	Outside the area	Place of Residence Outside the State
1	Bishnupur	Rural	38	27	0	65	65	0	0
		Urban	31	17	0	48	43	5	0
		Total	69	44	0	113	108	5	0
2	Chandel	Rural	14	16	0	30	30	0	0
		Urban	0	0	0	0	0	0	0
		Total	14	16	0	30	30	0	0
3	Churachandpur	Rural	119	46	0	165	162	1	2
		Urban	0	0	0	0	0	0	0
		Total	119	46	0	165	162	1	2
4	Imphal East	Rural	144	94	0	238	174	64	0
		Urban	38	15	0	53	50	2	1
		Total	182	109	0	291	224	66	1
5	Imphal West	Rural	96	39	0	135	133	2	0
		Urban	162	91	0	253	177	75	1
		Total	258	130	0	388	310	77	1
6	Jiribam	Rural	4	3	0	7	7	0	0
		Urban	2	2	0	4	4	0	0
		Total	6	5	0	11	11	0	0
7	Kakching	Rural	14	6	0	20	20	0	0
		Urban	12	4	0	16	16	0	0
		Total	26	10	0	36	36	0	0
8	Kamjong	Rural	4	2	0	6	6	0	0
		Urban	0	0	0	0	0	0	0
		Total	4	2	0	6	6	0	0
9	Kangpokpi	Rural	53	31	0	84	84	0	0
		Urban	0	0	0	0	0	0	0
		Total	53	31	0	84	84	0	0
10	Noney	Rural	9	4	0	13	13	0	0
		Urban	0	0	0	0	0	0	0
		Total	9	4	0	13	13	0	0
11	Pherzawl	Rural	4	3	0	7	7	0	0
		Urban	0	0	0	0	0	0	0
		Total	4	3	0	7	7	0	0
12	Senapati	Rural	37	17	0	54	52	1	1
		Urban	0	0	0	0	0	0	0
		Total	37	17	0	54	52	1	1
13	Tamenglong	Rural	13	7	0	20	19	1	0

		Urban	0	0	0	0	0	0	0
		Total	13	7	0	20	19	1	0
14	Tengnoupal	Rural	5	2	0	7	7	0	0
		Urban	0	0	0	0	0	0	0
		Total	5	2	0	7	7	0	0
15	Thoubal	Rural	22	8	0	30	29	1	0
		Urban	30	18	0	48	48	0	0
		Total	52	26	0	78	77	1	0
16	Ukhrul	Rural	29	6	0	35	31	4	0
		Urban	0	0	0	0	0	0	0
		Total	29	6	0	35	31	4	0
State Total		Rural	605	311	0	916	839	74	3
		Urban	275	147	0	422	338	82	2
		Total	880	458	0	1338	1177	156	5

Note: Total is inclusive of transgender.

26. STATE HEALTH BUDGET 2025-2026

Amount in Lakhs					
Medical Health & Family Welfare	Actual 2024-25	Budget Estimate 2025-26	Revised Hill	Estimate Valley	2025-26 Total
	139628.83		18986.46	140301.53	159287.99
