



GOVERNMENT OF MANIPUR

**ANNUAL
ADMINISTRATIVE REPORT
2025-26**

(As on 31.01.2026)

**DIRECTORATE OF ECONOMICS & STATISTICS
GOVERNMENT OF MANIPUR
LAMPHELPAT**

STATISTICAL SYSTEM IN MANIPUR

Social and Economic Development to provide decent living to all the citizens is one of the objectives of every Government. Assured availability of reliable and adequate data for all the sectors of the economy is a basic necessity to plan and take up actions/ steps for achievement of such objectives.

Public administration involves various activities for implementing public policies. It comprises a number of stages. Administrative process involves decision-making at different stages where decisions are based on the factual information of the work environment. Thus, host of statistics/data are needed in all the fields/subjects to strengthen evidence-based policy making at all levels.

The authority and responsibility for collection of statistics is laid down in the 7th Schedule of the Indian Constitution under Article 246. It is placed in serial number 94 of Union list and No. 45 of the Concurrent list. However, appropriate to the federal set up in India, Central Government acts as a coordinating agency for presentation of statistics in all-India basis, whereas State Governments are responsible for presentation of statistics at the state and other disaggregated levels.

The National Statistics Office (NSO), Ministry of Statistics & Programme Implementation (MoSPI), Government of India is the apex body/nodal agency for all statistical matters in India. The Directorate of Economics & Statistics (DES), Manipur is the Nodal Agency for all statistical activities in the state. The DES, Manipur, is responsible for coordinating the statistical activities and for laying down as well as for maintaining statistical standards, providing consultancy and advisory supports as required to other statistical agencies and maintaining liaison with various Departments/Organizations of the State and also with NSO/other statistical organizations at the center/other States and Union Territories. However, the DES, Manipur has no control over other government, semi-government, and private organizations/departments/institutions. At present, Manipur Economics/Statistical Services are not yet formed and encadrement of statistical posts/services is not yet introduced. All the statistical cells/units are working independently under the control of respective departments/institutions/organizations.

Formation of Directorate of Economics & Statistics, Manipur:

The initial nomenclature of the DES, Manipur was 'State Statistical Bureau (SSB)'. It was set up in Manipur in July, 1958. From a small beginning during the 2nd Five Year Plan, the SSB had expanded gradually. In addition to the routine works, the SSB, Manipur started participation in the survey programmes of National Sample Survey (NSS), which was sponsored by the Central Government, from the 5th sub-round of the 17th round (1962-63) of NSS. With increase in work load and responsibility both in terms of scope and coverage with the participation in the NSS Programme, the expansion of the SSB started from 1963-64 (18th round of NSS). During 1963-64, there were 10 sub-divisions in Manipur of which 3 sub-divisions such as Mao, Tamenglong and Ukhrul were not covered by the All India Programme of NSS due to disturbed conditions in those days. From 1970-71 onwards, the NSS Programme covered the whole State of Manipur.

The then Lt. Governor of Manipur wrote a letter to the then Director, then Central Statistics Office (CSO) on 5th June, 1970 to depute one of the Sr. Technical Officer to Imphal to study the working of the SSB, Manipur with a view to put forward suggestions for improvements to make the working of the Bureau more efficient and purposeful. A team of technical officers visited Imphal from the 24th to 29th August, 1970 under the leadership of Shri K.L. Saxena, Joint Director, CSO. The team of Technical Officers from the CSO submitted its report on 5th September, 1970 and recommended, among other things, the desirability of creating the post of Director of Economics & Statistics in Manipur. Accordingly, one post of Director of Economics & Statistics was created during 1971-72 and the then SSB became a Directorate now known as the Directorate of Economics and Statistics (DES), Manipur.

The Directorate has a total strength of 338 as on 31-01-2026 (Annexure-I). As part of the policy of downsizing, and in pursuance of the Finance Department's Orders No.16/21/2001-PIC(A) dated 11th July, 2001, the State Government had abolished 9 (nine) posts vide Orders No.1/1/2001-E & S dated 24th September, 2001 and another 90 (ninety) posts vide Orders No.1/1/2001-E & S dated 27th September, 2001 in the DES, Manipur with effect from the date the post(s) falls vacant due to promotion/retirement/expiry of the incumbents. Out of 99 (ninety nine) posts to be abolished, 98 posts were abolished as evident from Annexure-II. The scheme wise manpower can be seen at Annexure-III. Out of the total strength of 338, 183 posts are lying vacant, while 155 post are filled in (Female-48, Male-107) and 6 (six)

Drivers (All Male) are also engaged on Daily Wage basis. The scheme wise number of employees posted at the State Headquarters and District Statistical Offices (DSOs) as per pay drawn for January, 2026 is shown at Annexure-IV.

The DSOs had been opened from 1972-73 in all the erstwhile 5(five) districts of Manipur viz., Manipur Central District, Manipur North District, Manipur West District, Manipur South District and Manipur East District. The DSOs are engaged mostly in mobilizing the statistical data required by the Government. After reorganizations of the erstwhile Manipur Central District on the 25th May, 1983, 2(two) more DSOs were opened in Bishnupur and Thoubal Districts during the year 1983-84. With the bifurcation of the then Imphal District into Imphal East District and Imphal West District Vide Order No. 6/1/73-R (Pt-VIII) dated 16th June, 1997 published in the Gazette Notification No. 104 dated 17th June, 1997, the total number of districts of Manipur became 9 (nine). Each district has a District Statistical Office headed by a District Statistical Officer except District Statistical Office, Imphal East where the office is headed by an Assistant Director. The District Statistical Office, Imphal East was opened vide Orders No. 4/27/99 – E & S dated 18th December, 1999. However, DSO, Imphal East became fully functional with the taking over charge by the then Senior Research Officer from the then DSO, Imphal West District vide Order No. DES/1(38)/98-GA dated 5th May, 2000. Now, with the number of districts being 16 (sixteen) as a result of the creation of 7(seven) new districts in December, 2016 (Vide Notification No.16/20/2016-R dated 8th December, 2016 and Corrigendum No. 16/20/2016-R dated 14th December, 2016), the Directorate had submitted proposal for creation of additional posts for the offices in the newly created districts.

A small printing (Press) unit started functioning in the Directorate since 1975 in order to minimize the time-lag in bringing out statistical publications. Statistical publications/ forms/schedules for crop estimation survey/ad-hoc surveys were printed in the Printing Unit of the Directorate. The equipments installed in 1975 for printing of Statistical reports/forms/schedules etc. were of LETTER PRINTING which are all outdated. On the other hand, the post created for manning the said printing unit were earmarked for abolition as and when the post are rendered vacant. Presently, the staff are associated with printing of Publications/Schedules using the Xerox or Risograph machine and binding of the same.

Objectives/Functions/ Duties of the DES, Manipur:

The DES, Manipur is responsible for providing the statistical data on diverse socio-economic activities of the state which are being collected, processed and published from time to time. While the DES, Manipur is responsible for collecting primary data directly through its own functionaries, a major part of the statistical information i.e., secondary data, is being mobilized with the help of other Departments.

The main functions of the DES can broadly be classified as follows:-

- (i) Collection, Compilation, Processing, Analysis and Presentation of data on various socio-economic aspects of the State in a systematic manner and dissemination of the same through periodic publications,
- (ii) Conducting sample surveys and other ad-hoc field enquiries etc., on various aspects and problems of socio-economic development,
- (iii) Coordinating the statistical activities of various departments of the State Government and rendering them technical advisory services,
- (iv) Organization of post-recruitment training to Statistical Personnel,
- (v) Liaison with the Statistical Organizations of the Government of India and of other State Governments,
- (vi) Assisting in the evolution of a sound statistical system,
- (vii) Standardization of all questionnaires/schedules/formats etc. meant for data collection,
- (viii) Ensuring elimination or otherwise minimization of duplications of statistical work among the departments and
- (ix) Ensuring adoption of uniform concepts, definitions and procedures by providing consultancy and advisory support to other agencies/ departments.

ACHIEVEMENTS MADE IN 2025-26:

Peijonna Kamei held the charge of the Director of Economics & Statistics, Manipur during the year. The activities of the Directorate are carried out by officers and staffs at different level. The organizational set-up of the Directorate is shown at Annexure – VI. The achievements made by the Directorate during the year 2025-26 (as on 31.01.2026) is briefly enumerated below.

FINANCIAL ACHIEVEMENTS:

Name of the schemes, size of budget, actual expenditure incurred under **Demand No. 49- Economics and Statistics** during 2025-2026 (as on **31/01/2026**) are as given below.

(₹ . In lakhs)

Name of Scheme	Budget Estimates 2025-26	Actual Expenditures (as on 31-01-2026)
<i>Major Head: 3454 Census Survey and Statistics</i>		
Sub-Major: 01 Census		
Minor: 001 Direction and Administration	1253.50	841.15
Sub-Head: 01 Direction		
Sub-Major: 02 Survey and Statistics		
Minor: 201 National Sample Survey Organisation	724.36	283.05
Sub-Head: 01 National Sample Survey Organisation*		
<i>Major Head: 4059 Capital on Public Works</i>		
Sub-Major: 01 Office Buildings	123.00	3.50
Minor: 001 Direction and Administration		
Grand Total	2100.86	1127.70

* The NSSO Scheme is implemented during 2025-26 by the DES, Manipur by undertaking field work of National Sample Survey for State Sample in Manipur on behalf of the NSO, MoSPI, Govt. of India with part funding in the form of grant-in-aid received as Central Share from the MoSPI, Govt. of India. The grant-in-aid is received in installments. The number of sanctioned posts under the NSSO Scheme for the Central Sample is 86 (eighty six) which

includes 54 (fifty four) Primary Investigators. The formalities related with the mode of transfer of fund for executing the work of NSS is highlighted below.

- (i) The DES, Manipur submit requirement of fund (component constitutes salary, TA/DA, OE, Training and Publications) for every year for execution of the NSS work.
- (ii) Along with the fund requirement, the DES, Manipur also submits the documents/details namely (a) Reconciliation Statement for the year specified by the MoSPI (b) Number of total posts sanctioned for NSS, Category wise of approved sanctioned posts under the NSSO Scheme (c) PFMS Account Number, IFSC Code, Name of Bank (d) Certificate of 'No financial assistance claimed under any other scheme for the NSS work' and (e) Latest physical progress report against the set target during a year.
- (iii) On receiving the documents mentioned in para (ii) above, the MoSPI, Govt. of India releases the grant-in-aid in separate installments.
- (iv) The sanctioned amount is released to the DES, Manipur through the designated Bank Account which is officially transferred to the State Exchequer.
- (v) The salary of the staff under the NSSO Scheme is regularly paid from the State budget and as on release of fund by the MoSPI, the same is submitted to the Finance Department, Manipur by way of reimbursement.

PHYSICAL ACHIEVEMENTS:

During the year under report, the achievements of the different divisions/units working in the State Headquarters Office are given below.

➤ ADMINISTRATION:

The unit is responsible for overseeing the overall service related matters of the employees of the Directorate. It also provides the necessary support to other units of the Directorate as well as the DSOs during the period under reference. The Section also coordinates with other units of the Directorate and organized the 19th National Statistics Day on 29th June, 2025 under the theme “**75 Years of National Sample Survey**”. The theme was selected by the MoSPI, Govt. of India. The Officials of the Directorate paid floral tribute to (Late) Prof. Prasanta Chandra Mahalanobis, Father of Statistics at the State Headquarters and the publications titled “A Picture of Manipur Budget 2024-25” and “Debt and Investment Survey in Manipur

(State Sample), NSS 77th Round (January-December, 2019)” were released as part of the celebration.

The unit also provided support in organizing the **Nation First @ 75 Campaign**. The main activities of the campaign were tree plantation cum door-to-door awareness drive on National Sample Survey on 28th September, 2025, in addition to the 2days awareness programme on ‘Data collection and its importance’ on 25th and 26th September, 2025. The District Statistical Offices conducted the awareness drive in 72 different Households in their respective District while the State Headquarter carried out the tree plantation cum door-to-door awareness drive in 3 households.

➤ **CO-ORDINATION:**

The Co-ordination unit supply statistical information required by different Ministries of the Govt. of India, Departments of other States/ Union Territories and different Departments of the Govt. of Manipur and also by Research Scholars, various Universities/ Institutes and general data users. Apart from supplying the requisite statistical information, the Co-ordination unit carries out the liaisoning activities in the matters of collection of secondary data.

The Unit also coordinates with the National Statistics Office (NSO), MoSPI, GoI for implementing the **Support for Statistical Strengthening (SSS) Sub-scheme**. Through the Sub-scheme, the NSO provides financial support to strengthen the statistical systems in the States/UTs. The Ministry has provided support in nine components under the **Support for Statistical Strengthening (SSS) Sub-scheme** and will be winding up on 31st March, 2026. The scheme has been revamped as **Support for Statistical Strengthening (SSS) 2.0 Scheme** and. The SSS 2.0 cover a period of five years w.e.f 1st April 2026 to 31st March, 2031. The nine components under the erstwhile SSS Sub-scheme, shall be reduced to four components under the revamped scheme as listed below.

- I. Statistical Infrastructure and Systems Modernization,
- II. Engagements for Statistical Strengthening,
- III. Human Resource Development,
- IV. Knowledge Management and Publicity

➤ **PUBLICATION:**

The Publication Unit collects various secondary data from all the Departments /Offices/ Institutes/ Local Bodies and compiles in various formats to meet requirements of the data users and documents the information generated by various departments functioning under the Govt. of Manipur and also local bodies working in Manipur. During 2025-26, the preparation for the publications viz., Economic Survey, Manipur, 2024-25, Women and Men in Manipur, 2025 and Environment Statistics, Manipur were initiated while the publications viz., A Picture of Manipur Budget 2024-25 and Debt and Investment Survey in Manipur (State Sample), NSS 77th Round (January-December, 2019)” were brought out.

➤ **ECONOMIC ANALYSIS:**

The Unit presents the socio-economic features of different sectors through the publication ‘Economic Survey’, The draft publication ‘Economic Survey, Manipur, 2024-25 is under preparation.

➤ **REGIONAL AND STATE ACCOUNTS:**

(i) The Unit is responsible for preparation of estimates of State Domestic Product (SDP) or State Income. The NSO, MoSPI, Government of India also prepares the SDP of each and every State/Union Territories for every year. The two independent sets of estimates prepared by these two agencies i.e., the DES and the NSO are reconciled at NSO every year after mutual discussion. The estimates so reconciled are known as comparable estimates of State Domestic Product. The reconciled estimates are used by the State Government / Finance Commission / Research Institutions etc. During the year 2025-26, the estimates for 2022-23 (Final Estimates), 2023-24 (First Revised Estimates) and 2024-25 (Projected Estimates) were estimated.

(ii) Analysis of Budget Documents (Demand for Grants):

The Unit also analyzed budget data for the year 2025-26 and submit to NAD (National Accounts Division), NSO for use in the estimation of SDP.

(iii) Index of Industrial Production (IIP):

The Unit constructed the IIP for Manipur for the Year 2022-23 & 2023-24 with Base Year 2011-12 which was released with the approval of the Secretary, Economics & Statistics, Manipur. The IIP for Manipur for the Year 2024-25 with Base Year 2011-12 is under process. The data used for construction of the IIP, is collected by DSOs, Imphal East, Imphal West, and Bishnupur.

➤ **CENSUS AND SURVEY:**

The Unit has initiated the preparatory work for the conduct of the 8th Economic Census in Manipur. The State Level Coordination Committee (SLCC) and District Level Coordination Committee (DLCC) have been constituted Vide Order no. SCHE-3/8/2024-E and S-Eco&S and SCHE-3/8/2024-E and S-Eco&S for monitoring the conduct of 8th EC in Manipur. The survey is to be conducted by the enumerators and supervisors through Mobile Apps to be provided by the MoSPI, GoI.

➤ **AGRICULTURAL STATISTICS:**

The Unit monitors the Crop Estimation Survey (CES) conducted by the staff of the District Statistical Offices (DSOs). The unit estimates the area under different cereal and non-cereal crops, yield and production of cereal crops based on the data collected through the CES. In addition, the Unit also compiles the meteorological data as furnished by the District Statistical Offices. The meteorological data has been compiled upto December, 2025.

➤ **PRICES:**

Apart from the collection of the following types of prices from District Headquarters markets of Manipur under the supervision of the respective District Statistical Officers, the prices of selected essential goods collected on weekly basis are compiled by the Unit to build the annual prices at the district as well as state level.

(i) Monthly Wholesale and Retail Prices of Selected Goods and Services.

(ii) Monthly Wholesale and Retail Prices of Livestock and Livestock Products.

On the other hand, the retail prices of essential goods from 16 districts of Manipur and 11 Sub-Divisions of Churachandpur District and 2 Sub-Divisions of Pherzawl District on weekly basis are collected regularly and submitted every week to the State Government as per the resolution taken in the meeting held on 22nd August, 2023 under the Chairmanship of Hon'ble Union Home Minister, GoI.

The Unit also coordinates with the **National Building Organisation (NBO)** under the Ministry of Housing and Urban Affairs, Government of India to collect the primary data on housing & buildings construction and prices of the building materials for use in estimation of city-wise Building Construction Cost Index (BCCI) of the State of Manipur. The DES, Manipur regularly collects quarterly data from 3 (three) cities i.e. Imphal, Thoubal and

Kakching on housing & buildings construction and prices of building materials and submit the data in the Building Related Information & Knowledge System (BRIKS) portal. A proposal was submitted to the NBO for covering more centre for approval.

➤ **LIBRARY AND DOCUMENTATION:**

During the year under reference, the Directorate sold 126 publications and distributed 244 publications on complimentary basis. The unit also documented publications received from other statistical organisations.

➤ **NATIONAL SAMPLE SURVEY (NSS):**

The Unit coordinates with the DSO and the NSO in ensuring successful conduct of the NSS. The NSS 80th Round has been successfully conducted during January-December, 2025. For the awareness of the public regarding the Survey, Publicity cum Appeal was published in the local dailies and pamphlets on the same were also distributed. The following schedules of queries were canvassed during NSS 80th Round.

Schedule	Subject of query	Period
0.0	List of Households	January to December, 2025
25.0	Household Social Consumption: Health	January to December, 2025
CMS-T	Comprehensive Modular Survey-Telecom	January to March, 2025
CMSE	CMS – Education	April – June, 2025

The canvassing of the Schedules was done in on-line mode through Computer-Assisted Personal Interviewing (CAPI) using software provided by NSO, MoSPI, GoI. The submission of the surveyed schedules was done via cloud server. The scrutiny is carried out by the Supervisors using software developed by NSO, MoSPI on e-SIGMA (e-Survey Instrument and Generalised Multimodal Application) portal.

The Unit organised the Regional Training Camp (RTC) on Periodic Labour Force Survey (PLFS), 2026 (January-December, 2026) and Annual Survey of Unincorporated Sector Enterprises (ASUSE), 2026 (January-December, 2026) during 13th – 15th January, 2026 in the Auditorium of DES, Manipur, Lamphelpat on hybrid mode (physical and virtual). The surveys, were launched on 27th January, 2026 by **Shri Joseph Pauline Kamson, IAS, Secretary, Economics & Statistics, Manipur**. The Secretary also issued an appeal on 27th

January, 2026 for awareness of the public about the two surveys and also for extension of cooperation to the Officers/Officials of the DES, Manipur visiting the establishments and households for the surveys.

Periodic Labour Force Survey (PLFS): The objectives of PLFS are to generate estimates of the key labour market indicators viz. Labour Force Participation Rate (LFPR), Worker Population Ratio (WPR) and Unemployment Rate (UR) in the Current Weekly Status (CWS) all all-India level, separately for rural and urban sectors at monthly intervals and for all States/UTs as well as all-India with rural and urban bifurcation at quarterly intervals. In addition, provision for generation of district level annual estimates of the three key labour force indicators, separately for rural and urban areas has been kept.

Annual Survey of Unincorporated Sector Enterprises (ASUSE):

ASUSE is devoted exclusively to an integrated survey on economic and operational characteristics of unincorporated non-agricultural enterprises in manufacturing, trade and other services sectors. This will help National Accounts Division (NAD) of MoSPI to compute important components of the national accounts. Central Product Classification (CPC) 3.0 codes included in the enterprise schedule of this round will help NAD.

To ensure collection of quality data timely, joint inspection of 11 (eleven) samples were conducted during 2025-26 (31st January, 2026) by the Officers of the State Headquarter and concerned District Statistical Offices led by **Shri Joseph Pauline Kamson, IAS, Secretary, Economics & Statistics, Manipur**. Again, another six(6) sample unit were also jointly inspected by District Statistical Officers and Officer of the NSO deputed for the purpose.

ELECTRONIC DATA PROCESSING (EDP):

The Unit is undertaking data processing work of State Sample schedules under the guidance of Household Survey Division (HSD), NSO, MoSPI, Government of India using the software developed by the Division. The reports for NSS 76th Round (July to December, 2018) and NSS 77th Round (January to December, 2019) have been published. The reports for NSS 78th Round (January, 2020 to 31st March, 2021) and NSS 79th Round (July, 2022 to June, 2023) are ready for print. Also, the generation on report of NSS 80th Round shall be undertaken as soon as the relevant software is provided by C&QCD, NSO, MoSPI, GoI.

➤ **PRINTING:**

The Printing Unit caters to the printing needs of the Directorate. During the year 2024-25, the details of printing and binding done by L.K. Kapazi, Distributor and L. Deva Singh, Peon is shown in Annexure V.

➤ **TRAINING/ CONFERENCE/ WORKSHOP/ MEETING:**

Training/ Workshop/ Conference/ Webinar attend by Officers/ Officials of Regional and State Accounts during the year 2025-26

Name of Officers/Officials	Training/ Workshop/ Conference/ Webinar	Period	Venue	Organized by
(1)	(2)	(3)	(4)	(5)
1. Shri Joseph Pauline Kamson, IAS Secretary (E&S), Manipur 2. Shri L. Ibo Singh, Joint Director, DES Manipur 3. Ahongshangbam Bisorjit Singh, DD	Conference of State Government Ministers	5-6 April, 2025	New Delhi	NSO, MoSPI, GoI
1. Ahongshangbam Bisorjit Singh, DD	Annual Joint Discussions on Comparable Estimates of State Domestic Product (SDP) for the years, 2022-23 & 2023-24	14-16 May, 2025	New Delhi	NSO, MoSPI, GoI
1. Ahongshangbam Bisorjit Singh, DD 2. Ayam Devananda, SI 3. Nongmaithem Rajesh, SI	Training Workshop on State Income & Related Aggregates	20-22 August, 2025	Mamallapuram, Tamil Nadu	NSO, MoSPI, GoI
1. Shri Joseph Pauline Kamson, IAS, Secretary (E&S), Manipur 2. Shri L. Ibo Singh, Joint Director, DES Manipur 3. Ahongshangbam Bisorjit Singh, DD	Conference of Central and State Statistical Organisation (COCSSO)	25-26 Sept. 2025	Chandigarh	NSO, MoSPI, GoI
1. S. Probinkumar Meitei, Inspector (NSS) 2. W. Sobaron Meitei, Inspector (Scrutiny) 3. T. Amutombi Singh, Sub-Inspector (NSS)	Review Regional Training Camp NSS 80 th Round	29-30 Sept. 2025	Guwahati	NSO, NEZ, ZO, MoSPI, GoI, Guwahati

Name of Officers/Officials	Training/ Workshop/ Conference/ Webinar	Period	Venue	Organized by
(1)	(2)	(3)	(4)	(5)
1. Rajkumar Dhirensana Singh, DD (NSS) 2. W. Sobaron Meitei, Inspector (Scrutiny)	AIWOT-PLFS & ASUSE, 2026 at NSO	25-28 Nov. 2025	Kolkata	HSD in coordination with EnSD, NSO, Kolkata
1. Shri L. Ibo Singh, Joint Director, DES Manipur 2. Rajkumar Dhirensana Singh, DD (NSS)	Meeting of Monitoring Committee of five North Eastern States	9 Jan., 2026	Guwahati, Assam	Co-ordination and Quality control Division (NEZ), NSO, MoSPI, GoI. NSO, NEZ, ZO

Number of sanctioned post (as on 31/01/2026)

Sl. No.	Particulars	Permanent	Temporary	Total
(1)	(2)	(3)	(4)	(5)
MAIN TECHNICAL WING				
1.	Director	1	-	1
2.	Joint Director	-	1	1
3.	Deputy Director	2	-	2
4.	District Statistical Officer	-	8	8
5.	Assistant Director (Statistics)	12	4	16
6.	Inspector	24	6	30
7.	Sub-Inspector	24	36	60
8.	Primary Investigator	61	50	111
9.	Data Entry Operator	-	26	26
Sub-Total : (1 to 9)		124	131	255
10.	Assistant Director (Graphics)	-	1	1
11.	Section Officer (Graphics)	-	2	2
12.	Draftsman	1	4	5
Sub-Total : (10 to 12)		1	7	8
PRINTING UNIT				
13.	Assistant Supdt. (Printing Press)	-	1	1
14.	Proof Reader	-	1	1
15.	Distributor	-	1	1
Sub-Total : (13 to 15)		-	3	3
MINISTERIAL				
16.	Finance Officer	-	1	1
17.	Superintendent	-	1	1
18.	Head Clerk	-	1	1
19.	Sr. Accountant	-	1	1
20.	UDC	3	9	12
21.	LDC	14	6	20
22.	Stenographer/Steno-typist	2	4	6
23.	Driver	1	2	3
24.	Daftry	-	1	1
25.	Peon	15	5	20
26.	Chowkidar	5	1	6
Sub-Total : (16 to 26)		40	32	72
Total : (1 to 26)		165	173	338

Note:

- (1) District Statistical Officers are transferable with Deputy Directors of the State Headquarter Office of the DES, Manipur
- (2) Figures under column No. (5) includes 183 vacant posts.
- (3) 98 posts were abolished under the downsizing policy (as on 31/01/2026)

ANNEXURE – II**Details of Post marked for abolition under the downsizing policy of the State Government**

Sl. No.	Name of Post	Number of Post			
		Sanctioned	Marked for abolition	Abolished as on 31/01/2026	To be abolished
(1)	(2)	(3)	(4)	(5)	(6)
1.	Joint Director	3	1	1	0
2.	Sr. Research Officer	2	2	2	0
3.	Inspector	38	8	8	0
4.	Sub-Inspector	66	6	6	0
5.	Computer	31	31	31	0
6.	Artist	1	1	1	0
7.	Draftsman	10	5	5	0
8.	Head Clerk	2	1	1	0
9.	Driver	9	6	6	0
10.	Head Compositor	1	1	1	0
11.	Compositor	5	5	5	0
12.	Binder Gr. I	1	1	1	0
13.	Binder Gr. II	2	2	2	0
14.	Sr. Machineman	1	1	1	0
15.	Jr. Machineman	2	2	2	0
16.	Lab. Tech.	2	2	2	0
17.	Distributor	2	2	1	1
18.	Peon	37	17	17	0
19.	Sweeper	1	1	1	0
20.	Mali	1	1	1	0
21.	Peon cum Chowkidar	3	3	3	0
TOTAL		220	99	98	1

ANNEXURE – III**Scheme wise Manpower (as on 31/01/2026)**

Scheme	Originally sanctioned	Earmarked for abolition	Already abolished	Present Staff strength including vacancy
(1)	(2)	(3)	(4)	(5)
Direction	350	99	98	252
NSS	86	-	-	86
Total	436	99	98	338

ANNEXURE – IV

**Scheme wise number of employees posted at the State Headquarters and District
Statistical Offices (Based on pay drawn for January, 2026)**

Scheme/Name of post	SHQ	SPT	TML	CCP	CDL	UKL	IE	IW	BPR	TBL	TOTAL
(1)	(2)	(3)	(4)	(5)	(6)	(7)	(8)	(9)	(10)	(11)	(12)
01-DIRECTION											
1. Director	1	-	-	-	-	-	-	-	-	-	1
2. Joint Director	1	-	-	-	-	-	-	-	-	-	1
3. DD/DSO	2	1	1	-	-	-	-	-	-	-	4
4. Assistant Director	-	-	-	1	-	-	-	-	-	-	1
5. A.D.(G)	-	-	-	-	-	-	-	-	-	-	-
6. Inspector	-	-	-	-	-	-	-	1	-	-	1
7. S.O.(G)	-	-	-	-	-	-	-	-	-	-	-
8. Sub-Inspector	16	4	3	5	1	2	3	4	2	3	43
9. Draftsman	-	1	-	-	1	-	-	1	-	-	3
10. Finance Officer	-	-	-	-	-	-	-	-	-	-	-
11. Superintendent	-	-	-	-	-	-	-	-	-	-	-
12. Asstt. Superintendent (Press)	-	-	-	-	-	-	-	-	-	-	-
13. Senior Accountant	-	-	-	-	-	-	-	-	-	-	-
14. Steno-I	-	-	-	-	-	-	-	-	-	-	-
15. Steno-II	-	-	-	-	-	-	-	-	-	-	-
16. Primary Investigator	7	-	1	1	2	-	5	-	-	-	16
17. DEO	15	1	1	1	1	1	1	1	1	1	24
18. UDC	1	1	1	-	-	1	-	-	-	1	5
19. LDC	3	-	-	1	1	-	1	1	1	-	8
20. Compositor	-	-	-	-	-	-	-	-	-	-	-
21. Driver	-	-	-	-	-	-	-	-	-	-	-
22. Binder G-II	-	-	-	-	-	-	-	-	-	-	-
23. Jr. Machine δ man	-	-	-	-	-	-	-	-	-	-	-
24. Daftry	-	-	-	-	-	-	-	-	-	-	-
25. Lab.Technician	-	-	-	-	-	-	-	-	-	-	-
26. Distributor	1	-	-	-	-	-	-	-	-	-	1
27. Mali	-	-	-	-	-	-	-	-	-	-	-
28. Peon	6	-	-	-	1	-	1	1	-	-	9
29. Chowkidar	-	1	1	1	-	1	-	-	1	-	5
TOTAL:	53	9	8	10	7	5	11	9	5	5	122

Contd.

ANNEXURE – IV

Scheme wise number of employees posted at the State Headquarters and District Statistical Offices (Based on pay drawn for January, 2026)

Scheme/Name of post	SHQ	SPT	TML	CCP	CDL	UKL	IE	IW	BPR	TBL	TOTAL
(1)	(2)	(3)	(4)	(5)	(6)	(7)	(8)	(9)	(10)	(11)	(12)
02-N.S.S.O.											
1. Assistant Director	-	-	-	-	-	-	-	-	-	-	-
2.Superintendent	-	-	-	-	-	-	-	-	-	-	-
2. Inspector	2	-	1	-	-	1	-	-	-	-	4
3. Sub-Inspector	2	-	1	-	1	-	-	-	-	-	4
4. Draftsman	-	-	-	-	-	-	-	-	-	-	-
5. Head Clerk	1	-	-	-	-	-	-	-	-	-	1
6. Sr. Accountant	-	-	-	-	-	-	-	-	-	-	-
7. Primary Investigator	-	-	-	2	-	2	2	6	4	2	18
8. U.D.C.	2	-	-	-	-	-	-	-	-	-	2
9. L.D.C.	-	-	-	-	-	-	-	-	-	-	-
10. DEO	2	-	-	-	-	-	-	-	-	-	2
11. Peon	1	-	-	-	-	-	-	-	-	-	1
12. Chowkidar	1	-	-	-	-	-	-	-	-	-	1
Total	11	-	2	2	1	3	2	6	4	2	33
Total No. of Post for all the schemes	64	9	10	12	8	8	13	15	9	7	155

Concl.

SHQ - State Headquarter

UKL - Ukhrul

SPT - Senapati

IE - Imphal East

TML - Tamenglong

IW - Imphal West

CCP - Churachandpur

BPR - Bishnupur

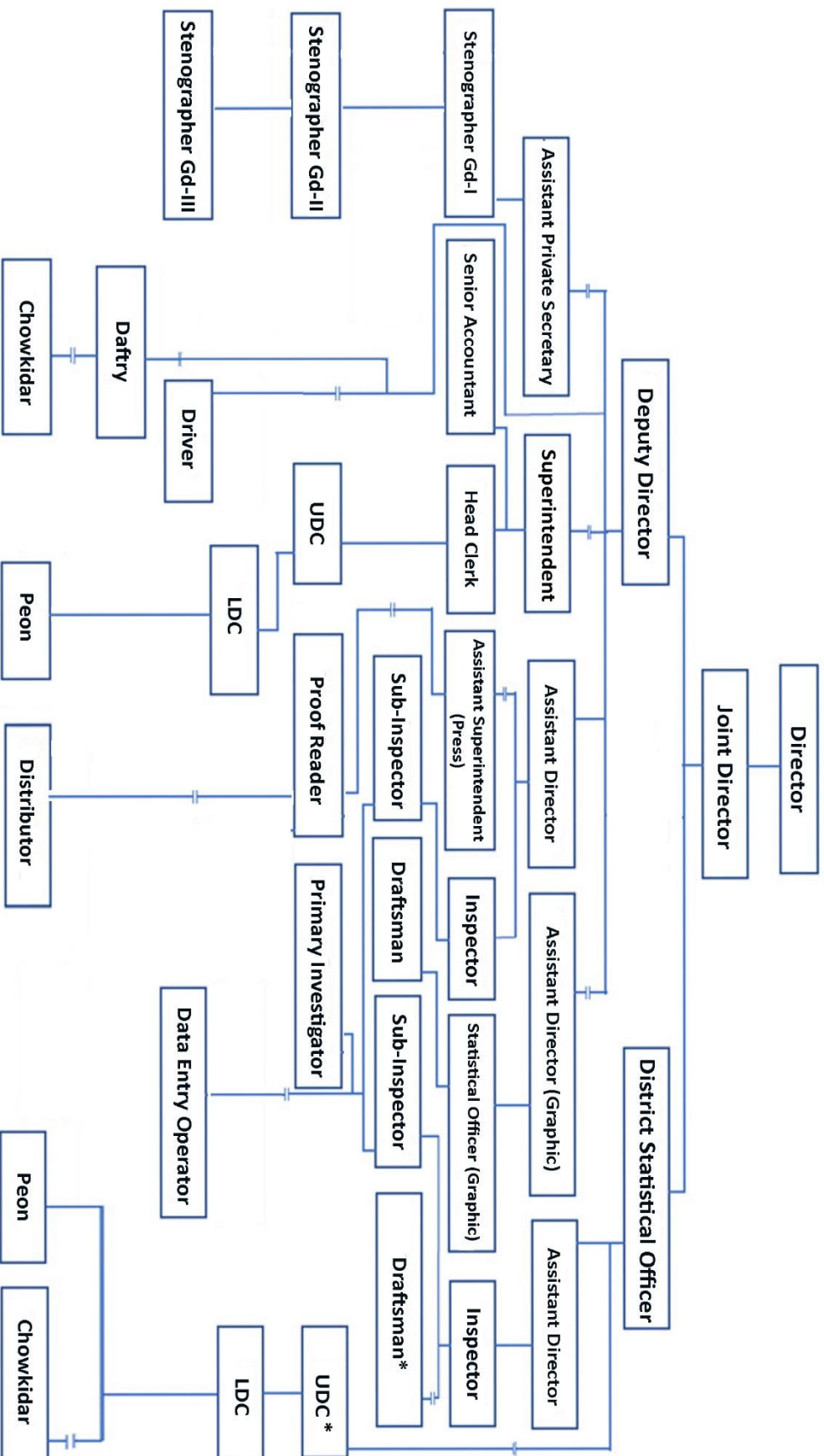
CDL - Chandel

TBL - Thoubal

**Printing and Binding of publications/schedules done by the Printing Unit of DES,
Manipur during the year 2025-26**

Name of Publication/Instruction Manual/Schedule	No. of Copies
1. Instruction of field staff CMS-E	121
2. Results of NSS 76 th Round	100
3. Annual Administrative Report 2024-25 (As on 31-03-2025)	50
4. Status Report on the Accessibility of the Public to the Obligatory Information	2
5. Manipur State Population commission	7
6. Crop Estimation Survey Schedule 5.0	2000
7. Instruction to Field staff (DTES & NHTS) Vol. I & II	120
8. Debt and Investment in Manipur NSS 77 th Round	10
9. National treatment Guidelines for Antimicrobial use in infections Disease syndromes	1
10. Instruction for NSS	4
11. Instruction for NSS	4
12. Instruction of NSS - ASUSE & PLFS	12
13. National Industrial Classification (NIC)	43
14. National Classification of Occupation-NCO 2015	42
15. Annual Survey of unincorporated Survey (vol-I)	119
16. Annual Survey of unincorporated Survey (vol-II)	119
17. Periodic Labour Force Survey (vol-I)	119
18. Periodic Labour Force Survey (vol-II)	119
19. Central Product Classification (CPC)	21
20. Modification in ASUSE, 2026	23

ORGANIZATIONAL STRUCTURE OF THE DIRECTORATE OF ECONOMICS & STATISTICS, MANIPUR



*There is provision for promotion to higher post (sanctioned) at the State Headquarter Office



A P P E A L

No. 10/3/2026-DES(NSS): The Directorate of Economics & Statistics (DES), Manipur has been developing a strong data base on various Socio-Economic parameters through sample surveys, which has helped the Central and State Governments in development planning and policy formulation. The surveys are conducted under the aegis of the National Statistics Office (NSO), Ministry of Statistics and Programme Implementation (MoSPI), Govt. of India which has been in the service of the Nation since 1950.

The data collected by the NSO plays a vital role in

- Development planning and research.
- Formulating and implementing welfare policies and
- Enhancing societal welfare through schemes that uplift living standards.

During January-December, 2026, the DES, Manipur will be canvassing the State Samples for (i) **Annual Survey of Unincorporated Sector Enterprises (ASUSE), 2026** and (ii) **Periodic Labour Force Survey (PLFS), 2026** for the first time in Manipur.

Considering the significance of the incorporated sector due to a large number of establishments in this sector, employment opportunities for unskilled, semi-skilled and skilled workers and its contribution to the Gross Value Output/Gross Domestic Product (GDP), reliable and comprehensive data on the unincorporated sector is essential for effective planning and policy making. To meet this need, the NSO and the DES, Manipur will conduct the **Annual Survey of Unincorporated Sector Enterprises (ASUSE), 2026**. This survey will provide vital insights into employment, economic contribution, societal impact, enabling data-driven strategies for sectoral growth and innovation.


Further, the Dynamic labour market, due to rapid technological developments, and fast-changing economy, generation of labour statistics at shorter intervals has become a necessity. Keeping this in view, the NSO conducts nationwide employment survey regularly i.e., **Periodic Labour Force Survey (PLFS)**, since 2017. The PLFS will generate estimates of the key labour market indicators viz, Labour Force Participation Rate (LFPR), Worker Population Ratio (WPR) and Unemployment Rate (UR). The frequency for generation of estimates will be monthly estimates at all-India level with rural-urban bifurcation and quarterly estimates at all-India level and also for all States/UTs of India with rural-urban bifurcation.

Well-qualified and trained officers/officials of DES, Manipur will collect data, using hand-held devices (tablets) equipped with software on e-Sigma portal, from scientifically selected villages and urban blocks. Listing of households is carried out and a specified number of households are selected for collecting detailed information of all household members by interviewing the head of the household or a responsible or knowledgeable person of the household.

The data collected will be used for statistical purpose and individual data will be kept confidential and not disclosed to anybody including other Government Departments.

The success of this survey hinges on accurate responses from establishments and households. I, therefore, appeal to you to extend your co-operation to the Officers/Officials of DES, Manipur visiting you and provide accurate and complete information during interviews. **By participating, you contribute to nation-building and support the development of policies that uplift communities.**

Imphal
27th January, 2026


27/01/2026
(Joseph Pauline Kamson)
Secretary of Economics & Statistics
Government of Manipur

Regional Training Camp (RTC) on 13th January, 2026



Inaugural Session of Regional Training Camp (RTC) on 13th January, 2026 with Shri Joseph Pauline Kamson, IAS, Secretary (Economics & Statistics), Manipur as the Chief Guest



Speech by Guest of Honour
Shri Th. Premchandra Singh, SSO, NSO(FOD),
Regional Office, Imphal, MoSPI, Govt. of India.



Speech by Guest of Honour
Shri Y. Lanngam, SSO, NSO(FOD), Regional
Office, Imphal, MoSPI, Govt. of India.



Launching of Directorate's website by Chief Guest,
Shri Joseph Pauline Kamson, IAS, Secretary (Economics & Statistics), Manipur



Chief Guest address by
Shri Joseph Pauline Kamson, IAS, Secretary (Economics & Statistics), Manipur

Technical session



Queries from Participants



**Launching of Periodic Labour Force Survey (PLFS), 2026
&
Annual Survey of Unincorporated Sector Enterprises
(ASUSE), 2026**



Launching of PLFS, 2026, State Samples by Shri Joseph Pauline Kamson, IAS, Secretary (Economics & Statistics), Manipur at FSU No. 63104 (Lairikyengbam leikai, IV-1, Block No.-1)



Launching of ASUSE, 2026, State Samples by Shri Joseph Pauline Kamson, IAS, Secretary (Economics & Statistics), Manipur at FSU No. 76970 (Bishnupur, IV-1, Block No.-1)

Nation First @ 75 Campaign



Joint inspection by Officers of the NSO, Ministry of Statistics & Programme Implementation, Govt. of India and Directorate of Economics & Statistics, Manipur



At FSU No. 23111 (Thongju, IV Unit-0001, Block No.-013) on 20th June, 2025

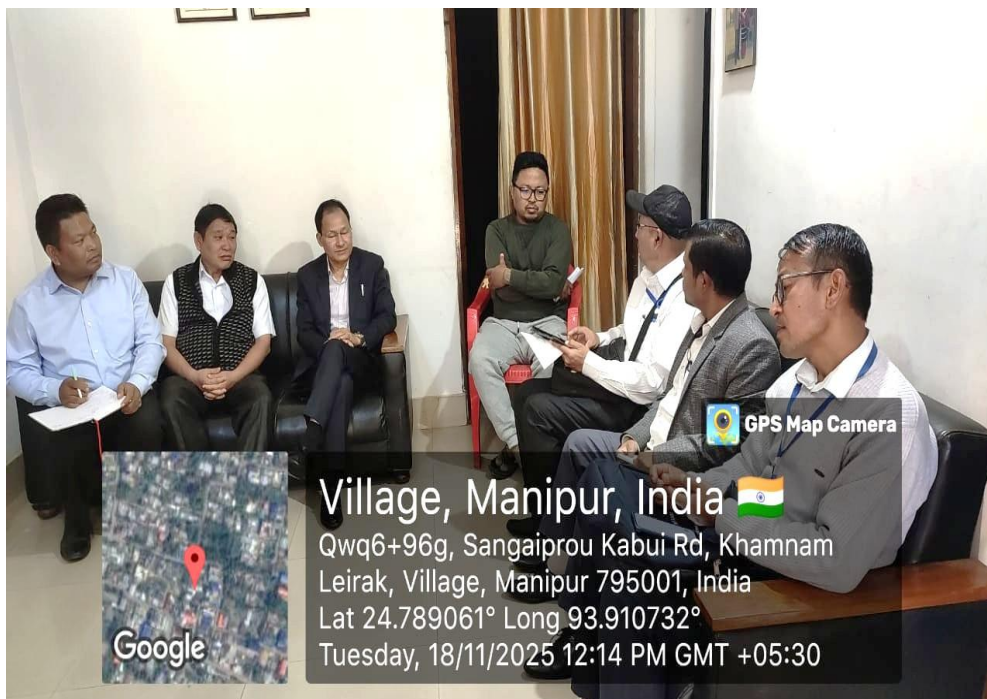


At FSU No. 13897 (Kodompokpi) on 24th September, 2025

Joint Inspection by Secretary (E & S), Manipur and Officers of the DSO and the State Headquarter



At FSU No. 23116 (Thongju, IV Unit-0001, Block No.-020), Imphal East District



At FSU No. 23047 (Lamjaotongba, IV Unit-0001, Block No.-022), Imphal West District



At FSU No. 13898 (Konthoujam), Imphal West District



At FSU No. 13874 (Khongjom), Thoubal District.



At FSU No. 23086(Imphal, IV Unit-0004, Block No.-017), Imphal West District



At FSU No. 43132 (Imphal, IV Unit-0003, Block No.-013), Imphal West District



At FSU No. 54011 (Nilakuthi), Imphal East District



At FSU No. 53962 (Waikhong Laimanai), Thoubal District



At FSU No. 13902 (Kharasom), Imphal East District